


Complete Meet Results - 50 Meters

Event 1 Girls 8 & U 100 R-Medley			Event 4 Boys 10 & U 100 R-Medley			Event 7 Girls 13-14 200 R-Medley		
POOL: * 1:27.71 ROLLING HILLS 6/91			POOL: * 1:14.23 ROLLING HILLS 6/92			POOL: * 2:18.12 ROLLING HILLS 6/84		
PL	Name	Team Finals	PL	Name	Team Finals	PL	Name	Team Finals
1	Elks A	ELKS 1:44.45	1	Rolling Hills A	RH 1:31.44	1	NLH	NLH 2:33.52
	MILLER, GENEVA-6	REYNOLDS, JULIE-8		CORNETT, CRAIG-10	SEDLACEK, BRAD-10		ROYER, SARAH-14	REISTER, SARAH-14
	PIPPERT, KARLY-8	PARRISH, HOLLIE-8		GREEN, AARON-10	ROESCH, GREG-10		KIRCHNER, S.-14	MENSE, SARAH-14
	1:44.45			47.39	16.71		41.05	43.60 35.62 32.45
	- Rolling Hills	RH DQ		2 Elks	ELKS 1:45.11		2 Rolling Hills	RH 3:13.71
	FLEDDERJOHN, J.-8	ROSEN, JENNY-8		47.92	57.19		SEDLACEK, BECKY-14	TOBERGATE, M.-14
	SCHNEIDER, S.-8	ARSENAULT, A.-8					SMITH, SARAH-14	FLEDDERJOHN, S.-12
	2:11.35						46.06	47.15 57.64 42.06
Event 2 Boys 8 & U 100 R-Medley			Event 5 Girls 11-12 200 R-Medley			Event 9 Girls 15-18 200 R-Medley		
POOL: * 1:24.28 ROLLING HILLS 6/84			POOL: * 2:25.61 NORTH HILLS 6/88			POOL: * 2:15.82 PLEASANT RUN 6/83		
PL	Name	Team Finals	PL	Name	Team Finals	PL	Name	Team Finals
1	Rolling Hills A	RH 2:16.00	1	Oxford	OX 2:48.00	1	Elks	ELKS 2:23.81
	WEBER, DAVID-8	ALBRECHT, JESSE-8		SHANNON, ELLEN-12	COHEN, CASSIE-12		BROWN, MEREDITH-18	WAY, SARAH-18
	LARSH, MATT-8	MAUNTEL, MARC-8		MILLER, TARA-12	MYERS, WHITNEY-12		OAKLEY, B.-18	POTECHE, BETH-18
	1:02.33 1:13.75			46.82 50.89	42.88 28.29		37.53 38.83	33.70 33.75
	2 Rolling Hills B	RH 2:39.22		2 NLH	NLH 2:49.11		2 Rolling Hills	RH 2:31.00
	HECKER, ANDREW-8	DRISCOLL, RORY-8		YOUNG, LORI-12	BONBRIGHT, M.-12		EBERLE, MAREN-18	LAMPL, KRISTY-18
	MORRIS, RYAN-8	CORNETT, SCOTT-6		MORRIS, LIZZY-12	MENSE, KATIE-12		WOLFE, LINDSEY-18	ECKERT, STACY-18
	1:17.47 1:21.75			45.89 16.67	1:13.37 33.98		36.90 45.36	38.30 38.36
Event 3 Girls 10 & U 100 R-Medley			Event 6 Boys 11-12 200 R-Medley			Event 10 Boys 15-18 200 R-Medley		
POOL: * 1:09.87 ROLLING HILLS 6/82			POOL: * 2:28.59 OXFORD 6/85			POOL: * 1:55.10 NEW LONDON HILLS 6/91		
PL	Name	Team Finals	PL	Name	Team Finals	PL	Name	Team Finals
1	Oxford	OX 1:23.79	1	Rolling Hills A	RH 2:41.69	1	NLH	NLH 2:05.92
	HUGHES, CECILIE-10	WHELPTON, L.-10		ARSENAULT, DANA-12	ARGUS, TEDDY-12		HORNER, DEREK-18	ROBINSON, BILLY-18
	RIDERICHS, K.-10	STEPHENSON, J.-10		WEBER, MICHAEL-12	LARSH, SAM-12		ROBINSON, C.-14	KIRCHNER, MATT-18
	44.75 39.04			43.04 45.76	38.40 34.49		32.03	1:07.73
	2 Rolling Hills	RH 1:42.92		2 Rolling Hills B	RH 2:53.87		14.31 16.77	13.06 14.05
	ARSENAULT, A.-10	ADAMS, KATE-10		HARNDEN, TOM-12	SEDLACEK, ANDY-12		2 Oxford	OX 2:10.41
	HARNDEN, LISA-10	WALSH, DANIELLE-10		WOLFE, KEVIN-12	WOLFE, CRAIG-12		HOUK, RON-18	HUGHES, AUSTIN-18
	58.79 44.13			46.16 46.39	44.57 36.75		CURRY, RYAN-18	MYERS, LINDSAY-18
	3 Elks	ELKS 1:49.56		3 NLH	NLH 3:20.19		33.67	1:10.15
	1:00.57 48.99			MCKNIGHT, SEAN-12	ROBINSON, SEAN-12		14.83 17.36	13.19 14.88
				SLOWEKER, MATT-12	HUBBARD, BO-12			
				51.24 50.55	46.06 52.34			
				4 Rolling Hills C	RH 3:20.24			
				WALSH, ANDREW-12	WESTOVER, MATT-12			
				MORRIS, SEAN-12	MORRIS, ERIC-10			
				54.70 47.75	46.22 51.57			



Rolling Hills Invitational
June 20 & 21, 1997

Complete Meet Results - 50 Meters

Event 11 Girls 6 & U 25 Free				Event 13 Girls 8 & U 25 Free				Event 14 Boys 8 & U 25 Free			
PL	Name	Age Team	Finals	PL	Name	Age Team	Finals	PL	Name	Age Team	Finals
POOL: * 20.36 LUANN LAUER, ELKS 06 83				POOL: * 16.58 R REYNOLDS, ROLLING HILLS 6				POOL: * 16.63 MATT INFANTINO, ROLLING HIL			
1	WALKER, SHAYNA	6 BRCC	23.20	1	APPLEBAUM, JULIA	8 OX	18.44	1	HATCHER, CHARLES	8 NLH	18.42
2	LUTHER, CORY	6 BRCC	26.35	2	LINDENSCHMIDT, K	8 BRCC	18.71	2	FETTE, CHRIS	8 PRF	20.77
2	AUSTIN, PAIGE	6 BRCC	26.35	3	TANNER, SARAH	8 BRCC	18.84	3	JUSTICE, MICHAEL	8 GDL	21.32
4	NUGENT, MICHELLE	6 PRF	27.06	4	WALKER, LAUREN	8 BRCC	19.15	4	MORRIS, RYAN	8 RH	21.42
5	HUBBARD, C.	6 NLH	28.11	5	SLONEKER, LEILA	8 NLH	19.49	5	WEBER, DAVID	8 RH	21.89
6	MILLER, GENEVA	6 ELKS	28.51	6	LENTZ, CAITLIN	8 BRCC	19.95	6	FEDERLE, MIKE	8 HY	22.25
Event 12 Boys 6 & U 25 Free				Event 15 Girls 10 & U 50 Free							
PL	Name	Age Team	Finals	PL	Name	Age Team	Finals				
POOL: * 18.85 BRINK CIFERRI, OXFORD 6/87				POOL: * 32.50 DEENA BRADFORD, ROLLING HIL							
1	ADAMS, ANDREW	6 RH	25.09	1	STOFFER, AIMEE	10 BRCC	35.93				
2	ROESCH, MATT	6 RH	25.80	2	BASCOM, ELISE	10 BRCC	35.96				
3	ALBERS, JOE	6 BRCC	27.77	3	EWALD, KRISTI	10 BRCC	39.26				
4	PERRY, STEVE	6 BRCC	28.60	4	GRABARZ, CHELSEA	10 BRCC	39.63				
5	STEPHENSON, SAM	6 OX	28.87	5	DEHART, DANIELLE	10 BRCC	40.74				
6	DRISCOLL, JACOB	6 RH	28.93	6	ARSENULT, A.	10 RH	40.97				
7	STEPHENSON, SAM	6 OX	30.93								
8	KIEBACK, TRENT	6 BRCC	31.15								
9	SMITH, MATTHEW	6 BRCC	39.45								
10	RICHTER, TOM	6 HWY	42.61								
11	CORNETT, SCOTT	6 RH	48.20								



Rolling Hills Invitational
June 20 & 21, 1997

Complete Meet Results - 50 Meters

PL	Name	Age Team	Prelims	PL	Name	Age Team	Prelims	PL	Name	Age Team	Prelims
1	STOFFER, AIMEE	10 BRCC	36.50	1	GLASS, LEO	10 BRCC	36.53	19	MOESE, NATALIE	12 BRCC	40.30
2	BASCOM, ELISE	10 BRCC	36.66	2	LUTHER, FRANK	10 BRCC	37.89	20	KOEHLER, C.	12 NLH	40.37
3	GRABARZ, CHELSEA	10 BRCC	38.60	3	TROMBETTA, S.	10 BRCC	38.92	21	FLEDDERJOHN, S.	12 RH	41.20
4	EWALD, KRISTI	10 BRCC	39.55	4	KELL, RYAN	10 HWY	38.95	22	EDWARDS, D.	12 BRCC	41.21
5	ARSENAULT, A.	10 RH	40.10	5	SEDLACEK, BRAD	10 RH	40.55	23	GOSTISHA, KARA	12 BRCC	41.55
6	DEHART, DANIELLE	10 BRCC	41.11	6	CORNETT, CRAIG	10 RH	42.36	24	MOSE, KAITLIN	12 BRCC	43.67
7	HUFF, JESSICA	10 HWY	41.50	7	RICHTER, SHAUN	10 HWY	43.15	25	CAMEPA, KATIE	12 ELKS	44.44
8	WHELPTON, L.	10 OX	42.39	8	RICHTER, KRIS	10 BRCC	43.35	26	KILGORE, SARA	12 PRF	45.14
9	HAGOD, JEN	10 PRF	42.92	9	ROESCH, GREG	10 RH	43.72	27	WENDLE, NEYSA	12 BRCC	48.36
10	STEPHENSON, J.	10 OX	43.01	10	PERRY, ROBBY	10 BRCC	44.73	28	MAINS, HEATHER	12 BRCC	48.83
11	PAYNTER, C.	10 PRF	43.08	11	HASKINS, KEVIN	10 OX	44.80	29	BAUER, DANIELLE	12 PRF	53.75
12	BRINKER, WHITNEY	10 BRCC	43.32	12	SHANNON, JOE	10 OX	46.01	30	WALKER, ERICA	12 PRF	1:00.64
13	JEFFCOAT, MEGAN	10 RH	44.26	13	PUTNAM, DAVID	10 BRCC	47.24	=====			
14	BRINKER, AMBER	10 BRCC	44.73	14	MCKINNEY, CHAD	10 ELKS	49.24	Event 18 Boys 11-12 50 Free			
15	DORIS, COURTNEY	10 HP	44.92	15	WEBER, TIMOTHY	10 RH	52.43	POOL: * 26.85 WADE DAVIS, ROLLING HILLS			
16	PHILLIPS, ALEX	10 HP	45.14	16	MORRIS, ERIC	10 RH	53.36	PL	Name	Age Team	Finals
17	VOGELE, KRISTEN	10 BRCC	45.24	17	NEW, PAUL	10 NLH	53.71	=====			
18	GRUBER, MEGAN	10 BRCC	45.40	18	SMITH, JASON	10 RH	57.22	1	TANNER, SCOTT	12 BRCC	30.25
19	KELLY, JENNIFER	10 BRCC	45.66	19	AMANN, JACOB	10 PRF	1:06.24	2	WEBER, MICHAEL	12 RH	31.53
20	ALATORRE, MARIA	10 NLH	47.17	=====				3	PHILLIPS, MATT	12 FFC	32.40
21	MCCAUGHEY, MOLLY	10 NLH	47.40	Event 17 Girls 11-12 50 Free				4	LINDENSCHMIDT, E	12 BRCC	32.64
22	CONNOLLY, SARA	10 HY	47.67	POOL: * 29.17 DAWN PRICE, BECKETT RIDGE				5	STEPHENS, JOSH	12 HWY	33.69
23	ADAMS, KATE	10 RH	48.68	PL	Name	Age Team	Finals	6	TROMBETTA, N.	12 BRCC	33.82
24	WALSH, DANIELLE	10 RH	48.88	=====				PL	Name	Age Team	Prelims
25	SULLIVAN, KELSEY	10 NLH	49.68	1	HUFF, KYNDRA	12 HWY	34.45	1	TANNER, SCOTT	12 BRCC	31.39
26	ALBERS, HOLLY	10 BRCC	49.78	2	ONAITIS, BECCA	12 HWY	34.48	2	WEBER, MICHAEL	12 RH	31.66
27	FLEDDERJOHN, K.	10 RH	50.29	3	MENSE, KATIE	12 NLH	34.84	3	PHILLIPS, MATT	12 FFC	31.94
28	NELSON, ERIN	10 ELKS	51.18	4	KNOWLES, E.	12 BRCC	34.90	4	LINDENSCHMIDT, E	12 BRCC	32.95
29	MAYMIRE, JAN	10 PRF	53.05	5	EHLERS, SUZIE	12 WIND	35.23	5	STEPHENS, JOSH	12 HWY	33.60
30	VEDDER, KELSEY	10 ELKS	53.12	6	SHANNON, ELLEN	12 OX	36.89	6	TROMBETTA, N.	12 BRCC	34.75
31	CARPENTER, K.	10 HP	53.29	=====				7	ARSENAULT, DAMA	12 RH	35.02
32	SPOERL, ALISON	10 NLH	53.41	PL	Name	Age Team	Prelims	8	RUSHELMAN, ZACH	12 BRCC	35.40
33	LAFRANKIE, KELLY	10 ELKS	53.78	=====				9	DATTILO, RYAN	12 WIND	35.76
34	KELCH, EMILY	10 BRCC	53.88	1	ONAITIS, BECCA	12 HWY	34.10	10	SLONEKER, MATT	12 NLH	35.85
35	FEDERLE, KIM	10 HY	56.24	2	HUFF, KYNDRA	12 HWY	34.16	11	WOLFE, KEVIN	12 RH	36.15
36	SMITH, STEPHANIE	10 BRCC	56.61	3	EHLERS, SUZIE	12 WIND	34.96	12	RASCH, CHRIS	12 FFC	37.25
37	MORRELL, DEVON	10 BRCC	59.65	4	KNOWLES, E.	12 BRCC	35.39	13	MORRIS, SEAN	12 RH	37.38
38	THOMAS, CHELSEA	10 BRCC	1:01.50	5	MENSE, KATIE	12 NLH	36.12	14	RICHTER, ANDY	12 HWY	37.99
=====				6	SHANNON, ELLEN	12 OX	36.21	15	DAVIS, DREW	12 OX	38.00
Event 16 Boys 10 & U 50 Free				7	COHEN, CASSIE	12 OX	36.70	16	WESTOVER, MATT	12 RH	38.10
POOL: * 31.97 SCOTT TANNER - BRCC 06/95				8	ANGELINI, ASHLEY	12 WIND	37.00	17	ALBERS, ERIK	12 BRCC	38.30
PL	Name	Age Team	Finals	9	KENDALL, JESSICA	12 GDL	37.17	18	MCKNIGHT, SEAN	12 NLH	39.90
=====				10	SMITH, EMILY	12 OX	37.39	19	HASKINS, MICHAEL	12 OX	40.85
1	LUTHER, FRANK	10 BRCC	36.25	11	BENDER, TRACY	12 BRCC	38.13	20	WALSH, ANDREW	12 RH	41.22
2	GLASS, LEO	10 BRCC	37.85	12	MOSE, LAURA	12 BRCC	38.18	21	PHILLIPS, KYLE	12 FFC	42.85
3	TROMBETTA, S.	10 BRCC	39.27	13	SORKOWAK, MELISA	12 PRF	38.29	22	SCHOETKER, R.	12 HY	43.27
4	KELL, RYAN	10 HWY	39.85	14	GLASS, ELIZABETH	12 BRCC	38.50	23	AMANN, CHARLIE	12 PRF	44.78
5	SEDLACEK, BRAD	10 RH	41.30	15	MINCEY, S.	12 HY	38.77	24	IVEY, NICK	12 FFC	46.18
6	CORNETT, CRAIG	10 RH	43.16	16	HEIS, AMBER	12 FFC	38.89	25	RADTKE, CHRIS	12 WIND	47.88
=====				17	YOUNG, LORI	12 NLH	39.07	26	HUBBARD, BO	12 NLH	56.24
=====				18	WAGNER, KAITLIN	12 BRCC	39.71	27	HEIS, KEVIN	12 FFC	1:07.75

Rolling Hills Invitational
June 20 & 21, 1997

Complete Meet Results - 50 Meters

Event 19 Girls 13-14 50 Free				Event 20 Boys 13-14 50 Free			
PL	Name	Age Team	Finals	PL	Name	Age Team	Finals
1	REYNOLDS, SHELLI	14 ELKS	29.78	1	ROBINSON, C.	14 NLH	27.98
2	HAZLETON, C.	14 OX	30.82	2	MCCOLLUM, NICK	14 FFC	28.92
3	MILLER, ASHLEY	14 BRCC	30.85	3	PHILLIPS, KEVIN	14 FFC	29.41
4	MULSHINE, SARA	14 WIND	32.01	4	KOEHLER, MARK	14 NLH	30.19
5	HOUK, KATIE	14 OX	33.69	5	BROWN, LEE	14 ELKS	31.96
6	REISTER, SARAH	14 NLH	33.87				

Event 21 Girls 15-18 50 Free				Event 22 Boys 15-18 50 Free			
PL	Name	Age Team	Finals	PL	Name	Age Team	Finals
1	PARRISH, MOLLIE	18 ELKS	30.26	1	RIEBEL, MARK	18 FFC	25.84
2	ECKERT, STACY	18 RH	30.54	2	KIRCHNER, MATT	18 NLH	25.86
3	PHILLIPS, BETH	18 FFC	31.89	3	HARTMAN, KEVIN	18 ELKS	27.39
4	FEHRINA, KRISTA	18 FFC	32.69	4	WEINSTEIN, JOSH	18 ELKS	27.78
5	MCGOLDRICK, J.	18 HWY	33.05	5	CURRY, RYAN	18 OX	28.31
6	OAKLEY, BRITTANY	18 ELKS	34.13				

Event 23 Girls 8 & U 100 IM			
PL	Name	Age Team	Finals
1	CARPENTER, CASEY	8 HP	1:35.04*
2	APPLEBAUM, JULIA	8 OX	1:44.58
3	REYNOLDS, JULIE	8 ELKS	1:49.95
4	LINDENSCHMIDT, K	8 BRCC	1:50.03
5	TANNER, SARAH	8 BRCC	1:56.08
6	SCHNEIDER, SARAH	8 RH	2:01.61

Rolling Hills Invitational
June 20 & 21, 1997

Complete Meet Results - 50 Meters

PL	Name	Age	Team	Prelims
1	CARPENTER, CASEY	8	HP	1:37.03
		20.25	23.32	31.93 21.53
2	APPLEBAUM, JULIA	8	OX	1:46.72
		21.04	27.67	33.59 23.62
3	REYNOLDS, JULIE	8	ELKS	1:46.98
		25.18	27.48	32.32 22.00
4	LINDENSCHMIDT, K	8	BRCC	1:52.02
		26.19	25.96	36.93 22.94
5	TANNER, SARAH	8	BRCC	1:53.82
		22.72	30.53	36.32 24.25
6	SCHNEIDER, SARAH	8	RH	2:04.16
		28.93	29.35	34.81 31.07
7	HAZLETON, ALLIE	8	OX	2:08.10
		25.74	34.90	34.04 32.62
8	HICKS, ALLISON	8	BRCC	2:19.77
		28.46	32.91	45.00 32.60
9	MILLER, ELLEN	8	ELKS	2:29.83
		29.71	37.27	48.26 34.59
10	LUTHER, CORY	6	BRCC	2:35.61
		38.79	32.37	48.38 36.07
-	SLONEKER, LEILA	8	NLH	DN
		28.06	25.45	34.98 30.59

4	SHELDON, S.	10	BRCC	1:41.29
		22.37	25.16	29.39 24.37
5	ROBERTSON, SARA	10	HP	1:41.80
		20.42	25.19	31.54 24.65
6	HARNDEN, LISA	10	RH	1:44.49
		22.28	26.47	29.43 26.31
1	REYNOLDS, JAMIE	10	ELKS	1:30.20
		17.63	24.33	25.78 22.46
2	FRIDERICH, K.	10	OX	1:31.35
		19.06	22.00	28.36 21.05
3	STOFFER, AIMEE	10	BRCC	1:35.42
		20.47	23.49	31.31 20.15
4	ARGUS, KATIE	10	RH	1:42.37
		20.66	26.36	30.05 25.30
5	SHELDON, S.	10	BRCC	1:44.23
		25.24	23.05	33.02 22.92
6	ROBERTSON, SARA	10	HP	1:46.03
		20.66	28.55	30.09 26.73
7	HARNDEN, LISA	10	RH	1:46.54
		22.28	26.95	30.47 26.84
8	JEFFCOAT, MEGAN	10	RH	1:51.37
		27.85	25.35	31.97 26.20
9	DORIS, COURTNEY	10	HP	1:53.82
		22.23	27.96	35.50 20.13
10	GRUBER, MEGAN	10	BRCC	1:54.72
		25.97	26.95	35.43 26.37
11	KELLY, JENNIFER	10	BRCC	1:58.72
		26.10	26.01	36.62 29.11
12	VOGELE, KRISTEN	10	BRCC	2:04.23
		26.04	29.37	37.50 31.32
13	SULLIVAN, KELSEY	10	NLH	2:26.38
		28.11	33.29	50.72 34.26
14	SMITH, STEPHANIE	10	BRCC	2:37.19
		34.14	44.66	39.63 38.76
15	MORRELL, DEVON	10	BRCC	2:41.71
		35.95	37.86	56.05 31.85
-	THOMAS, CHELSEA	10	BRCC	DN
		29.20	41.04	52.30 38.76

22.73	23.88	31.71	21.64	
5	FLICK, ANDY	10	NLH	1:40.93
		21.85	26.44	30.44 22.20
6	TROMBETTA, S.	10	BRCC	1:52.27
		24.33	25.52	37.93 24.49

Event 24 Boys 8 & U 100 IM
POOL: * 1:33.26 BRINK CIFERRI, OXFORD 6/89

PL	Name	Age	Team	Finals
1	MONTGOMERY, RYAN	8	BRCC	1:51.36
		25.01	27.20	37.28 21.87
2	HATCHER, CHARLES	8	NLH	1:52.86
		25.21	30.42	33.30 23.93

11	KELLY, JENNIFER	10	BRCC	1:58.72
		26.10	26.01	36.62 29.11
12	VOGELE, KRISTEN	10	BRCC	2:04.23
		26.04	29.37	37.50 31.32
13	SULLIVAN, KELSEY	10	NLH	2:26.38
		28.11	33.29	50.72 34.26
14	SMITH, STEPHANIE	10	BRCC	2:37.19
		34.14	44.66	39.63 38.76
15	MORRELL, DEVON	10	BRCC	2:41.71
		35.95	37.86	56.05 31.85

PL	Name	Age	Team	Prelims
1	ANGELINI, M.	10	WIND	1:31.29
		19.72	22.98	26.67 19.92
2	HOGG, JESS	10	ELKS	1:33.94
		20.70	21.38	30.78 21.00
3	KELL, RYAN	10	HWY	1:37.05
		20.27	23.08	32.00 20.90
4	LUTHER, FRANK	10	BRCC	1:37.42
		19.24	25.79	27.36 25.03
5	GLASS, LEO	10	BRCC	1:38.61
		22.30	22.97	30.77 22.57
6	TROMBETTA, S.	10	BRCC	1:43.08
		21.02	25.77	33.37 22.92
7	FLICK, ANDY	10	NLH	1:45.21
		22.42	30.36	28.55 27.00
8	SHANNON, JOE	10	OX	1:48.33
		20.87	28.25	34.14 26.21
9	MILLER, CALEB	10	ELKS	1:49.47
		24.72	29.67	34.60 24.20
10	SEDLACEK, BRAD	10	RH	1:53.19
		23.40	27.83	37.97 26.74
11	RICHTER, SHAWN	10	HWY	1:55.94

Event 25 Girls 10 & U 100 IM
POOL: * 1:21.09 BARR MULSHINE, WINDWOOD 6/95

PL	Name	Age	Team	Finals
1	REYNOLDS, JAMIE	10	ELKS	1:28.93
		18.70	22.31	27.24 20.68
2	FRIDERICH, K.	10	OX	1:31.92
		19.52	21.60	29.11 21.69
3	STOFFER, AIMEE	10	BRCC	1:37.25
		21.37	23.47	30.98 21.43

1	HOGG, JESS	10	ELKS	1:32.29
		19.88	21.15	29.53 21.73
2	LUTHER, FRANK	10	BRCC	1:36.00
		19.90	24.78	29.49 21.83
3	KELL, RYAN	10	HWY	1:39.58
		20.59	23.75	33.55 21.69
4	GLASS, LEO	10	BRCC	1:39.96

Event 27 Girls 11-12 100 IM
POOL: * 1:13.69 JENNY ECKERT, ROLLING HILL

PL	Name	Age	Team	Finals
1	MYERS, WHITNEY	12	OX	1:10.20*
		15.36	17.42	21.29 16.13
2	ALBIN, KIM	12	OX	1:23.78
		18.46	21.34	24.87 19.11
3	HUFF, KYNDRA	12	HWY	1:26.41
		18.60	22.79	24.78 20.24
4	EHLERS, SUZIE	12	WIND	1:27.69
		19.40	21.44	26.37 20.40
5	MORRIS, LIZZY	12	NLH	1:33.29
		19.45	25.79	26.01 22.04
6	ANGELINI, ASHLEY	12	WIND	1:33.85
		20.44	22.89	28.26 22.26


Event 26 Boys 10 & U 100 IM
POOL: * 1:21.23 SCOTT TANNER - BRCC 06/95

PL	Name	Age	Team	Finals
1	REYNOLDS, JAMIE	10	ELKS	1:28.93
		18.70	22.31	27.24 20.68
2	FRIDERICH, K.	10	OX	1:31.92
		19.52	21.60	29.11 21.69
3	STOFFER, AIMEE	10	BRCC	1:37.25
		21.37	23.47	30.98 21.43

PL	Name	Age	Team	Finals
1	HOGG, JESS	10	ELKS	1:32.29
		19.88	21.15	29.53 21.73
2	LUTHER, FRANK	10	BRCC	1:36.00
		19.90	24.78	29.49 21.83
3	KELL, RYAN	10	HWY	1:39.58
		20.59	23.75	33.55 21.69
4	GLASS, LEO	10	BRCC	1:39.96


PL	Name	Age	Team	Prelims
1	MYERS, WHITNEY	12	OX	1:10.11*
		14.89	18.21	20.31 16.70
2	ALBIN, KIM	12	OX	1:24.69
		18.74	20.21	26.19 19.55

Rolling Hills Invitational
June 20 & 21, 1997



Complete Meet Results 50 Meters

PL	Name	Age	Team	Prelims	PL	Name	Age	Team	Prelims
3	HUFF, KYNDRA	12	HWY	1:26.38	4	MENSE, SARAH	14	NLH	1:18.55
	17.96 22.22 25.09 21.11					16.41 20.95 22.10 19.01			
4	EHLERS, SUZIE	12	WIND	1:29.28	5	KIRCHNER, S.	14	NLH	1:23.17
	19.37 23.29 26.36 20.26					16.75 21.63 26.17 18.62			
5	ANGELINI, ASHLEY	12	WIND	1:32.03	6	HOUK, KATIE	14	OX	1:24.65
	20.99 23.14 26.95 20.95					18.48 21.12 25.42 19.63			
6	MORRIS, LIZZY	12	NLH	1:32.71					
	18.75 25.58 26.36 22.02								
7	KNOYLES, E.	12	BRCC	1:32.82					
	18.73 24.25 26.87 22.97								
8	BONBRIGHT, M.	12	NLH	1:33.64					
	20.12 25.73 25.18 22.69								
9	HOGG, JENNY	12	ELKS	1:34.16					
	28.04 24.28 28.11 21.73								
10	BAUMGARTNER, L.	12	BRCC	1:34.79					
	20.57 23.48 28.97 21.85								
11	MILLER, TARA	12	OX	1:35.80					
	19.13 24.94 26.58 25.15								
12	HARNDEN, JULIE	12	RH	1:38.86					
	21.04 24.12 30.72 22.98								
13	GLASS, ELIZABETH	12	BRCC	1:40.16					
	20.11 25.08 31.73 23.24								
14	HINCEY, S.	12	HY	1:44.58					
	21.51 28.36 30.59 24.12								
15	WAGNER, KAITLIN	12	BRCC	1:44.98					
	1:18.45 1:44.98								
16	MOESE, NATALIE	12	BRCC	1:45.57					
	21.75 28.13 30.49 25.20								
17	GOSTISHA, KARA	12	BRCC	1:47.56					
	22.48 27.64 1:47.56								
18	SORKOWAK, MELISA	12	PRF	1:52.13					
	20.35 27.24 39.24 25.30								
19	REISTER, ANNE	12	NLH	1:53.90					
	23.10 29.46 31.31 30.03								
20	BRADY, KELLY	12	BRCC	1:53.93					
	23.05 31.21 31.84 27.83								
=====									
Event 28 Boys 11-12 100 IM									
POOL: * 1:11.96 WADE DAVIS, ROLLING HILLS									
PL	Name	Age	Team	Finals					
1	TANNER, SCOTT	12	BRCC	1:18.02					
	16.27 19.53 24.97 17.25								
2	PHILLIPS, MATT	12	FFC	1:19.98					
	18.49 20.50 22.98 18.01								
3	WEBER, MICHAEL	12	RH	1:22.38					
	18.20 20.25 26.07 17.86								
4	STEPHENS, JOSH	12	HWY	1:22.61					
	17.23 21.49 24.28 19.61								
5	LINDENSCHMIDT, E	12	BRCC	1:24.59					
	18.89 20.52 27.13 18.05								
6	LARSH, SAM	12	RH	1:25.11					
	18.23 22.29 25.28 19.39								
=====									
Event 29 Girls 13-14 100 IM									
POOL: * 1:11.33 MICHELLE SMITH, ROLLING HILLS									
PL	Name	Age	Team	Finals					
1	HAZLETON, C.	14	OX	1:17.25					
	15.90 19.38 24.80 17.17								
2	MILLER, ASHLEY	14	BRCC	1:17.84					
	16.52 18.15 24.99 18.18								
3	AMMON, KIM	14	WIND	1:18.37					
	16.24 20.00 23.61 17.72								
=====									
Event 30 Boys 13-14 100 IM									
POOL: * 1:06.98 MARK RIEBEL - FFC 06/95									
PL	Name	Age	Team	Finals					
1	MCCOLLUM, NICK	14	FFC	1:11.92					
	15.95 17.30 22.87 16.00								
2	PHILLIPS, KEVIN	14	FFC	1:15.21					
	16.16 19.24 21.71 18.10								
3	KOEHLER, MARK	14	NLH	1:16.48					
	15.83 19.83 23.31 17.51								
4	BROWN, LEE	14	ELKS	1:18.31					
	16.35 21.38 21.61 18.97								
5	WETTERICH, JON	14	ELKS	1:22.65					



Rolling Hills Invitational
June 20 & 21, 1997

Complete Meet Results - SC Events

PL	Name	Age Team	Prelims
1	MONTGOMERY, RYAN	8 BRCC	42.80
2	HAZELBROCK, BEN	8 ELKS	44.26
3	HATCHER, CHARLES	8 NLH	44.94
4	LARSH, MATT	8 RH	47.33
5	JUSTICE, MICHAEL	8 GDL	50.94
6	FETTE, CHRIS	8 PRF	52.79
7	HASKINS, KYLE	8 OX	1:00.40
8	ROESCH, MATT	6 RH	1:04.54
9	PINKARD, OTIS	8 GDL	1:07.64
10	NEW, DAVID	8 NLH	1:46.96

Event 35 Girls 10 & U 100 Free

POOL: * 1:13.45 BARB MULSHINE, WINDWOOD 6/9:

PL	Name	Age Team	Finals
1	BASCOM, ELISE	10 BRCC	1:19.58 18.35 19.80 21.76 19.67
2	HUGHES, CECILIE	10 OX	1:22.61 18.70 21.09 22.13 20.69
3	SHELDON, S.	10 BRCC	1:34.39 19.82 24.45 24.92 25.20
4	DEHART, DANIELLE	10 BRCC	1:36.65 21.01 24.59 27.44 23.61
5	GRABARZ, CHELSEA	10 BRCC	1:36.75 20.87 24.50 26.83 24.55
-	HAGOD, JEN	10 PRF	DN 20.84 28.77 1:05.23

PL	Name	Age Team	Prelims
1	BASCOM, ELISE	10 BRCC	1:21.79 18.12 21.76 21.17 20.74
2	HUGHES, CECILIE	10 OX	1:24.16 18.49 22.02 23.00 20.57
3	ARGUS, KATIE	10 RH	1:33.00 20.60 23.78 26.12 22.50
4	GRABARZ, CHELSEA	10 BRCC	1:35.55 20.85 24.10 27.00 23.44
5	SHELDON, S.	10 BRCC	1:35.95 21.21 24.48 27.40 22.78
6	DEHART, DANIELLE	10 BRCC	1:37.55 21.28 23.77 28.54 23.96
7	HAGOD, JEN	10 PRF	1:39.77 20.99 24.39 28.07 26.32
8	PHILLIPS, ALEX	10 HP	1:48.44 20.83 28.41 29.26 29.94
9	DORIS, COURTNEY	10 HP	1:52.36 23.40 27.27 1:52.36
-	KELLY, JENNIFER	10 BRCC	DN

Event 36 Boys 10 & U 100 Free

POOL: * 1:10.75 BRINK CIFERRI, OXFORD 6/9:

PL	Name	Age Team	Finals
1	TRONBETTA, S.	10 BRCC	1:25.73 19.39 21.34 22.87 22.13
2	LUTHER, FRANK	10 BRCC	1:27.01 18.89 21.57 23.89 22.66
3	FLICK, ANDY	10 NLH	1:32.02 21.29 24.31 24.37 22.05
4	PERRY, ROBBY	10 BRCC	1:39.36 20.21 25.00 27.01 27.06
5	HASKINS, KEVIN	10 OX	1:43.65 20.89 27.87 27.81 27.08
6	MCKINNEY, CHAD	10 ELKS	1:44.53 20.33 28.57 26.90 28.73

PL	Name	Age Team	Prelims
1	ANGELINI, M.	10 WIND	1:22.96 19.00 20.67 22.36 20.85
2	LUTHER, FRANK	10 BRCC	1:30.74 19.61 23.23 24.65 23.25
3	TRONBETTA, S.	10 BRCC	1:32.64 19.13 23.51 24.81 25.19
4	FLICK, ANDY	10 NLH	1:34.13 21.99 25.00 26.65 20.49
5	HASKINS, KEVIN	10 OX	1:43.06 21.43 26.31 28.56 26.76
6	PERRY, ROBBY	10 BRCC	1:43.75 20.13 26.79 27.65 29.18
7	MCKINNEY, CHAD	10 ELKS	1:53.43 23.60 27.17 32.32 30.34

Event 37 Girls 11-12 100 Free

POOL: * 1:06.08 MICHELLE REYNOLDS - RH 06/9:

PL	Name	Age Team	Finals
1	MYERS, WHITNEY	12 OX	1:02.06* 15.17 15.48 16.21 15.20
2	ALBIN, KIM	12 OX	1:13.63 17.45 18.53 18.96 18.69
3	OMAITIS, BECCA	12 HWY	1:16.92 17.10 18.00 21.31 19.71
4	KNOWLES, E.	12 BRCC	1:17.35 17.09 19.70 20.70 19.86
5	MENSE, KATIE	12 NLH	1:21.49 59.04 1:21.49
6	BONBRIGHT, M.	12 NLH	1:24.74 17.96 21.29 22.39 27.65

Event 38 Boys 11-12 100 Free

POOL: * 1:04.48 WADE DAVIS, ROLLING HILLS

PL	Name	Age Team	Finals
1	TANNER, SCOTT	12 BRCC	1:07.04 15.75 17.30 17.00 16.91
2	PHILLIPS, MATT	12 FFC	1:10.24 16.03 17.74 18.33 18.14
3	WEBER, MICHAEL	12 RH	1:10.49 16.52 17.54 18.82 17.61
4	BUSHELMAN, ZACH	12 BRCC	1:11.17 16.14 17.80 17.91 19.32
5	LINDENSCHMIDT, E	12 BRCC	1:12.17 16.56 18.04 19.41 18.16
6	MONTGOMERY, ADAM	12 BRCC	1:13.62 16.58 18.91 19.14 18.99

Steve J. Wilson

Rolling Hills Invitational
June 20 & 21, 1997

Complete Meet Results - 50 Meters

PL	Name	Age	Team	Prelims	PL	Name	Age	Team	Prelims	PL	Name	Age	Team	Prelims
1	WEBER, MICHAEL	12	RH	1:09.64	1	REYNOLDS, SHELLI	14	ELKS	1:05.02	1	PHILLIPS, KEVIN	14	FFC	1:06.48
	15.88 17.99 18.89 17.58					14.65 16.18 17.87 17.12					14.45 16.68 17.58 17.77			
2	TANNER, SCOTT	12	BRCC	1:09.98	2	MILLER, ASHLEY	14	BRCC	1:08.97	2	WAYNIRE, BRIAN	14	PRF	1:16.70
	15.78 17.71 18.53 17.96					15.63 17.61 18.48 17.33					16.46 19.19 21.07 20.06			
3	LINDENSCHMIDT, E	12	BRCC	1:11.81	3	MULSHINE, SARA	14	WIND	1:09.87	3	GREEN, CHRIS	14	RH	1:19.77
	16.53 18.15 19.40 17.35					15.72 16.95 18.27 18.73					17.61 19.59 21.61 20.96			
4	BUSHELMAN, ZACH	12	BRCC	1:12.06	4	STONEKING, A.	14	GDL	1:11.70	4	MURPHY, ANDREW	14	BRCC	1:20.43
	16.18 17.38 19.70 18.80					15.84 17.71 19.37 18.78					17.11 21.19 21.96 20.17			
5	PHILLIPS, MATT	12	FFC	1:12.54	5	KIRCHNER, S.	14	MLH	1:13.37	5	KNOWLES, ANDREW	14	BRCC	1:20.93
	15.65 18.19 19.87 19.63					16.61 18.78 19.84 18.14					17.36 20.78 22.31 20.48			
6	MONTGOMERY, ADAM	12	BRCC	1:15.10	6	CURRIN, ERIN	14	ELKS	1:14.88	6	DEHART, BRANDON	14	BRCC	1:21.94
	16.91 19.28 19.81 19.10					16.98 18.60 20.16 19.14					16.74 20.28 23.62 21.38			
7	WOLFE, CRAIG	12	RH	1:20.59	7	HOUK, KATIE	14	OX	1:15.87	7	THURSTON, A.	14	OX	1:23.47
	16.66 20.71 21.25 21.97					17.23 19.88 20.22 19.34					1:00.68 1:23.47			
8	HAZELBECK, MIKE	12	ELKS	1:23.37	8	SVADKSON, SARAH	14	BRCC	1:18.26	8	HARTMAN, PHILIP	14	ELKS	1:23.77
	17.40 20.74 24.81 20.42					16.87 20.51 20.52 20.36					18.66 21.83 23.34 20.74			
9	CHASTEEN, JEFF	12	OX	1:23.81	9	REISTER, SARAH	14	MLH	1:20.19	9	KIRBY, SEAN	14	BRCC	1:25.57
	19.43 21.41 22.78 20.19					19.19 19.22 22.19 19.59					17.87 20.88 23.92 22.90			
10	DAVIS, DREW	12	OX	1:29.76	10	GROSS, AMY	14	BRCC	1:21.23	10	BAILEY, MITCH	14	BRCC	1:29.81
	19.62 21.83 24.41 23.90					19.84 20.81 22.13 20.85					18.29 1:05.94 23.67			
11	ROBINSON, SEAN	12	MLH	1:30.00	11	WRIGHT, BETH	14	PRF	1:22.09	11	STEMERICK, JEFF	14	FFC	1:36.36
	18.36 22.48 24.33 25.52					16.86 21.82 22.18 22.83					18.41 23.77 25.91 26.27			
12	HASKINS, MICHAEL	12	OX	1:32.15	12	ROE, TRISHA	14	FFC	1:22.16	12	BUGG, SAM	14	BRCC	1:38.36
	20.59 22.65 25.13 23.78					16.99 21.48 22.06 21.63					19.89 22.95 27.78 27.74			
13	PHILLIPS, KYLE	12	FFC	1:38.91	13	RASCH, JANET	14	FFC	1:23.24					
	20.83 24.82 24.88 29.18					18.56 22.58 21.65 20.53								
14	AMANN, CHARLIE	12	PRF	1:57.75	14	MCARDLE, JEN	14	PRF	1:33.71					
	25.10 29.10 33.67 29.88					20.21 23.12 25.52 24.86								
						15 ROGERS, S.	14	PRF	1:38.77					
						19.58 24.10 26.12 28.97								
=====														
Event 39 Girls 13-14 100 Free														
POOL: * 1:03.28 JOCELYN GRUNWELL, OXFORD														
PL	Name	Age	Team	Finals	PL	Name	Age	Team	Finals	PL	Name	Age	Team	Finals
1	REYNOLDS, SHELLI	14	ELKS	1:04.38	1	PHILLIPS, KEVIN	14	FFC	1:05.45	1	PHILLIPS, BETH	10	FFC	2:19.48
	14.77 15.58 17.24 16.79					15.06 16.51 17.38 16.58					16.15 16.89 17.68 17.48			
2	MILLER, ASHLEY	14	BRCC	1:07.88	2	GREEN, CHRIS	14	RH	1:17.53	2	HELMERS, MAGGIE	18	ELKS	2:19.83
	15.51 17.88 17.91 17.38					17.14 19.20 20.57 20.62					16.12 17.58 18.00 18.20			
3	MULSHINE, SARA	14	WIND	1:09.56	3	THURSTON, A.	14	OX	1:19.40	3	HAZLETON, C.	14	OX	2:22.13
	15.61 17.82 18.61 18.32					16.80 20.61 22.17 19.82					15.51 17.34 17.38 18.58			
4	KIRCHNER, S.	14	MLH	1:11.62	4	KNOWLES, ANDREW	14	BRCC	1:20.77	4	PARRISH, MOLLIE	18	ELKS	2:27.54
	15.88 18.39 18.51 18.84					- MURPHY, ANDREW	14	BRCC	DD		18.30 19.15 17.99 18.84			
5	HOUK, KATIE	14	OX	1:12.99	5	DEHART, BRANDON	14	BRCC	1:22.17	5	ECKERT, STACY	18	RH	2:29.71
	15.94 18.33 18.86 19.86					16.16 19.16 23.70 23.15					16.33 17.84 16.81 18.73			
6	CURRIN, ERIN	14	ELKS	1:14.68							19.24 19.08 19.18 18.49			
	16.40 18.25 20.86 20.83										16.30 17.53 18.68 18.81			
											19.63 19.72 20.41 19.64			
											6 EBERLE, MAREN	18	RH	2:31.73
											16.38 18.53 18.40 19.55			
											19.16 20.34 19.68 19.69			

Rolling Hills Invitational
June 20 & 21, 1997

Complete Meet Results - 50 Meters

PL	Name	Age	Team	Prelims	PL	Name	Age	Team	Prelims	PL	Name	Age	Team	Prelims	
1	PHILLIPS, BETH	18	FFC	2:19.87	1	WEINSTEIN, JOSH	18	ELKS	2:19.72	1	MONTGOMERY, RYAN	8	BRCC	22.25	
	15.56	17.43	17.23	17.86		2	MCDANIEL, TED	18	ELKS	2:20.20	2	HAZELBECK, BEN	8	ELKS	23.44
	17.40	18.06	17.80	18.53		3	STETLER, NATE	18	FFC	2:23.39	3	FETTE, CHRIS	8	PRF	25.94
2	WELNESS, MAGGIE	18	ELKS	2:22.75		4	RYAN, CHRIS	18	FFC	2:26.86	4	FEDERLE, MIKE	8	HY	31.48
	15.70	17.57	18.44	18.36		5	KLINE, HATT	18	BDL	2:44.30	5	MORRIS, RYAN	8	RH	31.61
	18.86	18.39	18.26	17.17		6	BROWN, JARRET	18	HY	2:45.10	6	GLASS, VINCENT	8	BRCC	33.06
3	ECKERT, STACY	18	RH	2:25.49						7	ADAMS, ANDREW	6	RH	35.12	
	16.13	17.33	18.49	18.42											
	19.16	18.65	19.31	18.00											
4	HESSE, STEFANIE	18	NLH	2:25.96											
	15.69	17.89	18.88	18.92											
	18.20	19.24	18.98	18.96											
5	HAZLETON, C.	14	OX	2:27.11											
	16.86	18.25	19.85	19.87											
	19.19	18.81	18.89	17.79											
6	FARRISH, MOLLIE	18	ELKS	2:28.88											
	15.94	17.91	18.69	18.86											
	18.96	19.24	19.65	19.63											
7	EBERLE, MAREN	18	RH	2:30.82											
	17.30	17.89	18.97	18.71											
	19.49	19.26	19.85	19.35											
8	OTSLER, CHRISTINE	18	NLH	2:44.98											
	19.84	19.79	21.65	21.38											
	21.81	20.68	21.37	19.42											
9	MAYS, STEPHANIE	18	WIND	2:51.03											
	18.19	19.46	20.68	21.26											
	22.58	22.98	23.46	22.58											
10	MAY, SARAH	18	ELKS	3:14.22											
	17.53	21.51	22.74	26.52											
	26.58	28.93	25.62	24.79											
Event 42 Boys 15-18 200 Free					Event 43 Girls 8 & U 25 Fly					Event 45 Girls 10 & U 50 Fly					
POOL: * 2:02.34 CHRIS BLACK, ROLLING HILLS					POOL: * 18.55 A CARPENTER, WYOMING 6/83					POOL: * 36.24 JENNIFER ALLEN - ELKS 06/95					
PL	Name	Age	Team	Finals	PL	Name	Age	Team	Finals	PL	Name	Age	Team	Finals	
1	WEINSTEIN, JOSH	18	ELKS	2:18.92	1	CARPENTER, CASEY	8	HP	18.56	1	REYNOLDS, JAMIE	10	ELKS	39.78	
	15.38	17.01	18.85	17.69	2	TANNER, SARAH	8	BRCC	20.96	2	FRIDERICH, K.	10	OX	48.44	
	18.40	17.85	17.43	15.11	3	BURKHOLDER, E.	8	BRCC	21.36	3	BASCOM, ELISE	10	BRCC	44.48	
2	MCDANIEL, TED	18	ELKS	2:19.53	4	LIPPERT, KARLY	8	ELKS	21.46	4	ROBERTSON, SARA	10	HP	46.63	
	15.19	16.89	17.62	17.80	5	APPLEBAUM, JULIA	8	OX	21.89	5	HARDEN, LISA	10	RH	50.24	
	18.45	18.01	18.23	17.34	6	WALKER, LAUREN	8	BRCC	22.46	6	PAYNTER, C.	10	PRF	52.14	
3	STETLER, NATE	18	FFC	2:23.03											
	14.98	17.40	18.13	18.24											
	18.94	19.86	18.58	17.70											
4	BROWN, JARRET	18	HY	2:53.73											
	18.31	19.32	20.61	23.00											
	2:07.23	2:53.73													
Event 44 Boys 8 & U 25 Fly					Event 46 Boys 10 & U 50 Fly										
POOL: * 19.05 M SENNETT, FOREST HILLS 6/83					POOL: * 34.47 SCOTT TANNER - BRCC 06/95										
PL	Name	Age	Team	Finals	PL	Name	Age	Team	Finals						
1	MONTGOMERY, RYAN	8	BRCC	22.61	1	KELL, RYAN	10	HWY	42.58						
2	HAZELBECK, BEN	8	ELKS	23.56	2	HOGG, JESS	10	ELKS	42.88						
3	FETTE, CHRIS	8	PRF	26.83	3	SHANNON, JOE	10	OX	48.69						
4	MORRIS, RYAN	8	RH	32.03	4	MILLER, CALEB	10	ELKS	48.86						
5	GLASS, VINCENT	8	BRCC	32.13	5	GLASS, LEO	10	BRCC	51.84						
	FEDERLE, MIKE	8	HY	80	6	GREEN, AARON	10	RH	56.07						



Rolling Hills Invitational
June 20 & 21, 1997

Complete Meet Results - 50 Meters

PL	Name	Age	Team	Prelims	Event	PL	Name	Age	Team	Finals				
Event 48 Boys 11-12 50 Fly					Event 50 Boys 13-14 50 Fly									
POOL: * 31.56 WADE DAVIS, ROLLING HILLS					POOL: * 28.98 TIM CASHODY, WILDWOOD C/O3									
1	ANGELINI, H.	10	WIND	43.54	1	TANNER, SCOTT	12	BRCC	32.49	1	ROBINSON, C.	14	NLH	31.35
2	KELL, RYAN	10	HWY	43.77	2	TROMBETTA, N.	12	BRCC	36.62	2	MCCOLLUM, NICK	14	FFC	32.53
3	HOGG, JESS	10	ELKS	47.60	3	STEPHENS, JOSH	12	HWY	38.86	3	KOEHLER, MARK	14	NLH	33.23
4	GLASS, LEO	10	BRCC	51.79	4	MONTGOMERY, ADAM	12	BRCC	39.18	4	WETTERICH, JON	14	ELKS	34.15
5	HILLER, CALEB	10	ELKS	51.84	5	LARSH, SAM	12	RH	40.21	5	JOHNSON, ADAM	14	FFC	35.70
6	SHANNON, JOE	10	OX	52.39	6	DATILLO, RYAN	12	WIND	42.89	6	BROWN, LEE	14	ELKS	36.38
7	GREEN, AARON	10	RH	56.15						PL	Name	Age	Team	Prelims
8	RICHTER, KRIS	10	BRCC	57.26						1	ROBINSON, C.	14	NLH	31.86
9	PUTNAM, DAVID	10	BRCC	1:00.59						2	MCCOLLUM, NICK	14	FFC	32.69
-	ROESCH, GREG	10	RH	DQ						3	KOEHLER, MARK	14	NLH	34.23
-	NEW, PAUL	10	NLH	DQ						4	WETTERICH, JON	14	ELKS	34.60
-	MORRIS, ERIC	10	RH	DQ						5	BROWN, LEE	14	ELKS	36.39
=====										6	JOHNSON, ADAM	14	FFC	37.65
Event 47 Girls 11-12 50 Fly										7	WAYMIRE, BRIAN	14	PRF	41.04
POOL: * 31.50 STEPH BRADFORD, ROLLING HILL										8	SAYLOR, JASON	14	FFC	41.84
PL	Name	Age	Team	Finals						9	MURPHY, ANDREW	14	BRCC	42.58
1	ONAITIS, BECCA	12	HWY	38.43						10	HARTMAN, PHILIP	14	ELKS	43.64
2	MORRIS, LIZZY	12	NLH	40.93						=====				
3	SOBKOWAK, MELISA	12	PRF	42.06						Event 51 Girls 15-18 50 Fly				
4	BAUMGARTNER, L.	12	BRCC	42.96						POOL: * 30.19 STEPH BRADFORD, ROLLING HILL				
5	MINCEY, S.	12	HY	43.40						PL	Name	Age	Team	Finals
6	MILLER, TARA	12	OX	43.73						1	HELMERS, MAGGIE	18	ELKS	32.15
=====										2	PARRISH, MOLLIE	18	ELKS	33.50
Event 49 Girls 13-14 50 Fly										3	PHILLIPS, BETH	18	FFC	34.90
POOL: * 30.90 STEPH BRADFORD, ROLLING HILL										4	MCGOLDRICK, J.	18	HWY	36.31
PL	Name	Age	Team	Finals						5	FEHRINA, KRISTA	18	FFC	36.47
1	REYNOLDS, SHELLI	14	ELKS	32.66						6	OAKLEY, BRITTANY	18	ELKS	38.01
2	CURRIN, ERIN	14	ELKS	34.00						=====				
3	ANNON, KIM	14	WIND	34.95						PL	Name	Age	Team	Prelims
4	MULSHINE, SARA	14	WIND	36.00						1	HELMERS, MAGGIE	18	ELKS	32.59
5	WENSE, SARAH	14	NLH	36.65						2	PARRISH, MOLLIE	18	ELKS	32.83
6	LAFRANKIE, JENNA	14	ELKS	36.76						3	PHILLIPS, BETH	18	FFC	34.50
=====										4	MCGOLDRICK, J.	18	HWY	36.32
PL	Name	Age	Team	Prelims						5	FEHRINA, KRISTA	18	FFC	36.66
1	REYNOLDS, SHELLI	14	ELKS	32.35						6	OAKLEY, BRITTANY	18	ELKS	37.66
2	CURRIN, ERIN	14	ELKS	34.40						7	WOLFE, LINDSEY	18	RH	39.11
3	ANNON, KIM	14	WIND	34.43						8	MAYS, STEPHANIE	18	WIND	40.68
4	WENSE, SARAH	14	NLH	36.18						9	CLEARY, JEN	18	PRF	43.99
5	MULSHINE, SARA	14	WIND	36.43						=====				
6	LAFRANKIE, JENNA	14	ELKS	37.73						Event 52 Girls 19-20 50 Fly				
7	HILLER, SALLY	14	PRF	37.96						POOL: * 30.00 STEPH BRADFORD, ROLLING HILL				
8	GROSS, AMY	14	BRCC	40.79						PL	Name	Age	Team	Finals
9	ROE, LAURA	14	FFC	41.91						1	HELMERS, MAGGIE	18	ELKS	32.59
10	WRIGHT, BETH	14	PRF	42.90						2	PARRISH, MOLLIE	18	ELKS	32.83
11	BUKEN, KATIE	14	HY	44.78						3	PHILLIPS, BETH	18	FFC	34.50

