

YMCA Rankings Through Event 84
Rolling Hills Invite 06/26/1998 06/27/1998
Combined - All Ages

PL	ID	Team Name-Abbrev	Points
1	507	BECKETT RIDGE	569.50
2	510	ROLLING HILLS	339
3	501	NEW LONDON	337
4	511	OXFORD	304
5	502	FAIRFIELD CITY	182
6	508	HAMILTON WEST	85
6	503	HARPERS POINT	85
8	506	ELKS	76.50
9	504	WETHERINGTON	63
10	505	PLEASANT RUN FARMS	31
11	509	HYCREST	21
12	512	Windwood	3

Rolling Hills Invitational
JUNE 26, 27, 1998

Complete Meet Results-SC Meters


=====			Event 1 Girls 8 & U 100 R-Medley	:	BILAN, T J-6	TENKMAN, C.-8	:	53.15	40.55	1:33.70	
=====			POOL: * 1:27.71 ROLLING HILLS 6/91	:	1:14.40	1:25.37	:	2:39.77	3 OXFORD A	OSDT 1:33.92	
PL	Name	YMCA	Finals	:	- ROLLING HILLS B	RH	:	DQ	BEERMAN, H.-9	HASKINS, KEVIN-10	
				:	WESTOVER, JOHN-8	CORNETT, SCOTT-7	:		FRIDERICH, S.-9	HASKINS, KYLE-8	
				:	MORRIS, EVAN-6	CASSANO, TONY-7	:	46.92	47.00	1:33.92	
				:	1:36.31	1:32.85	:		4 ROLLING HILLS A	RH 1:42.21	
1	BECKETT RIDGE A	BRCC	1:37.16	:	=====					DRISCOLL, RORY-9	MORRIS, ERIC-10
GRABARZ, W.-8	WALKER, SHAYNA-8			:	=====					MORRIS, RYAN-9	WEBBER, TIMOTHY-10
JACOBSON, K.-8	RADKE, SARAH-8			:	=====					Event 3 Girls 10 & U 100 R-Medley	
52.97	44.19		1:37.16	:	=====					POOL: * 1:09.87 ROLLING HILLS 6/82	
2	BECKETT RIDGE B	BRCC	1:45.22	:	PL	Name	YMCA	Finals			
AUSTIN, PAIGE-8	MAINS, SONJA-8			:	=====					5 ROLLING HILLS B	RH 2:05.02
LUTHER, CORY-8	GRUBER, KAITLYN-8			:	1	BECKETT RIDGE A	BRCC	1:22.78			
56.01	49.21		1:45.22	:	STOFFER, AIMEE-10	GRABARZ, C.-10	:		=====		
3	OXFORD A	OSDT	2:12.79	:	WALKER, LAUREN-10	GRUBER, MEGAN-10	:	45.94	36.84	1:22.78	
ARLINGHAUS, K.-7	BADER, AUDREY-7			:	2	NEW LONDON A	NLH	1:29.99			
BEERMAN, MAIZE-7	MARKS, MEGAN-6			:	RENTSCHLER, E.-9	SPOERL, ALISON-10	:		=====		
1:04.22	1:08.57		2:12.79	:	WILLIAMSON, D.-9	SLONEKER, LBILA-9	:	49.40	40.59	1:29.99	
4	ROLLING HILLS A	RH	2:26.83	:	3	OXFORD A	OSDT	1:37.16			
DOODY, MOLLY-6	SCHNBIDER, S.-8			:	APPLEBAUM, J.-9	BADER, ADRIENNE-9	:		=====		
BAUER, EMILY-6	HOBAN, KATE-6			:	STEPHENSON, J.-10	MARKS, MEGAN-6	:	52.99	44.17	1:37.16	
59.99	1:26.84		2:26.83	:	4	BECKETT RIDGE B	BRCC	1:42.17			
5	BECKETT RIDGE C	BRCC	2:29.02	:	CALKINS, NICOLE-10	LINDENSCHMIDT -10	:		=====		
NUNAN, AMANDA-8	SCHWAB, CLAIRE-8			:	OWENS, S.-10	RADKE, HEATHER-10	:	53.24	48.93	1:42.17	
MEYER, RACHEL-8	NUNAN, MEGAN-8			:	5	ROLLING HILLS A	RH	1:46.17			
1:28.49	1:00.53		2:29.02	:	JEFFCOAT, JANIE-9	ADAMS, KATE-10	:		=====		
6	ROLLING HILLS B	RH	2:29.64	:	REYNOLDS, JULIE-10	LAMB, ANNIE-9	:	59.94	46.23	1:46.17	
SMITH, MEGAN-7	WIENCERK, NIKKI-7			:	6	ROLLING HILLS B	RH	2:16.56			
NUGENT, M.-7	OTTOWAY, K.-6			:	KOLEGRAFF, L.-10	ROSEN, JENNY-9	:		=====		
1:07.70	1:21.94		2:29.64	:	COZZENS, J.-10	SCHMITT, KATIE-7	:	1:10.41	1:06.15	2:16.56	
- NEW LONDON A	NLH	DQ		:	=====					Event 4 Boys 10 & U 100 R-Medley	
HARP, KELLY-7	HATCHER, K.-8			:	=====					POOL: * 1:14.23 ROLLING HILLS 6/92	
HUBBARD, C.-6	RENTSCHLER, A.-7			:	PL	Name	YMCA	Finals			
1:14.42	56.68			:	=====					1 NEW LONDON A	NLH 1:32.71
=====			Event 2 Boys 8 & U 100 R-Medley	:	HARP, TOMMY-9	HATCHER, C.-9	:		=====		
=====			POOL: * 1:24.28 ROLLING HILLS 6/84	:	TROCHE, KEITH-9	FARLER, CRAIG-9	:	51.29	41.42	1:32.71	
PL	Name	YMCA	Finals	:	=====					2 BECKETT RIDGE A	BRCC 1:33.70
				:	GOOLIE, TYLER-10	GLASS, LEO-10	:		=====		
1	BECKETT RIDGE A	BRCC	1:48.86	:	PERRY, ROBBY-10	GOOLIE, BRETT-10	:	47.54	44.31	38.71 34.69	
KIEBACK, TRENT-8	ALBERS, DIETER-8			:	=====					Event 6 Boys 11-12 200 R-Medley	
ALBERS, JOE-8	PERRY, STEVE-8			:	=====					POOL: * 2:28.59 OXFORD 6/85	
1:02.77	46.09		1:48.86	:	PL	Name	YMCA	Finals			
2	ROLLING HILLS A	RH	2:38.81	:	=====					1 ROLLING HILLS A	RH 2:45.25
KUPPER, EVAN-6	ADAMS, ANDREW-7			:	1	ROLLING HILLS A	RH	2:45.25			
ROBSCH, MATT-7	ADAMS, CARTER-5			:	CORNETT, CRAIG-12	SEDLACEK, ANDY-12	:		=====		
1:14.11	1:24.70		2:38.81	:	HARNDEN, TOM-12	WOLFE, KEVIN-12	:	47.54	44.31	38.71 34.69	
3	WETHERINGTON A	WETH	2:39.77	:	=====						
BILAN, DYLAN-6	TENKMAN, KEVIN-8			:	=====						



Rolling Hills Invitational
JUNE 26, 27, 1998

Complete Meet Results-SC Meters

2 OXFORD A	OSDT 2:48.32	:	2 NEW LONDON A	NLH 2:29.39	:	11 FETTE, AMANDA	6 PRF	40.93
CASHELL, JAMES-12	BORNSTEIN, NOAH-12	:	CHASTEEN, JENNY-16	CISLE, C.-18	:	12 MEYER, CHLOE	6 BRCC	42.74
O'CONNELL, B.-11	REECE, BEN-11	:	WENSE, SARAH-15	REISTER, SARAH-14	:	13 ROTHERT, ALLISON	6 PRF	42.97
43.00	47.71 42.99 34.62	:	37.07	42.90 37.82 31.60	:	14 OTTOWAY, K.	6 RH	47.68
3 ROLLING HILLS B	RH 3:42.93	:	3 OXFORD A	OSDT 2:30.07	:	15 JOHNSON, ASHLEY	6 PRF	51.07
SMITH, JASON-11	SEDLACEK, BRAD-11	:	NOBLE, SUZI-15	HAZLETON, C.-15	:	16 SHULER, MARIA	6 RH	52.17
GREEN, AARON-11	MILLER, JOSEPH-12	:	TAYLOR-NORRIS -15	REECE, HEATHER-15	:	17 THOMAS, VICTORIA	4 RH	53.36
1:10.53	48.89 55.75 47.76	:	36.38	41.84 46.80 25.05	:	18 WENDT, MELISSA	5 RH	56.09
=====	=====	:	=====	=====	:	19 DRISCOLL, ALYSSA	4 RH	1:14.15
Event 7 Girls 13-14 200 R-Medley	:	:	Event 10 Boys 15-18 200 R-Medley	:	:	20 HUEGAL, SIRVANA	6 PRF	1:16.70
POOL: * 2:18.12 ROLLING HILLS 6/84	:	:	POOL: * 1:55.10 NEW LONDON HILLS 6/91	:	:	- FINCH, MEREDITH	7 OSDT	NS
=====	=====	:	=====	=====	:	=====	=====	=====
PL Name	YMCA Finals	:	PL Name	YMCA Finals	:	Event 12 Boys 6 & U 25 Free		
1 OXFORD A	OSDT 2:45.96	:	1 FFC A	FFC 2:02.26	:	POOL: * 18.85 BRINK CIFERRI, OXFORD 6/87		
O'CONNELL, S.-14	ARLINGHAUS, A.-14	:	RIELAG, DON-15	RIEBEL, MARK-15	:	PL Name	Age YMCA	Finals
HOUK, KATIE-14	REPPERT, MARLO-14	:	MCDANIEL, TED-15	PHILLIPS, KEVIN-15	:	1 RICHTER, TOMMY	6 HWY	26.65
46.37	48.81 42.80 27.98	:	37.14	34.89 23.70 26.53	:	2 BILAN, T J	6 WRTH	27.98
2 ROLLING HILLS A	RH 3:07.26	:	2 NEW LONDON A	NLH 2:16.57	:	3 BILAN, DYLAN	6 WRTH	33.16
NASH, LAURA-14	TOBERGTE, MEGAN-13	:	POLLARD, TIM-18	ROBINSON, BILL-18	:	4 SCHWAB, GREG	6 BRCC	34.85
SEDLACEK, BECKY-14	SMITH, SARAH-14	:	COHEN, BRIAN-17	ROBINSON, C.-15	:	5 MORRIS, EVAN	6 RH	38.39
1:02.45	39.88 41.47 43.46	:	39.54	36.12 30.84 30.07	:	6 BOYLES, JAKE	6 PRF	40.78
=====	=====	:	3 BECKETT RIDGE A	BRCC 2:28.07	:	PL Name	Age YMCA	Prelims
Event 8 Boys 13-14 200 R-Medley	:	:	41.57	41.47 33.28 31.75	:	1 RICHTER, TOMMY	6 HWY	28.98
POOL: * 2:11.24 OXFORD 6/87	:	:	=====	=====	:	2 BILAN, T J	6 WRTH	29.96
=====	=====	:	Event 11 Girls 6 & U 25 Free	:	:	3 BILAN, DYLAN	6 WRTH	31.52
PL Name	YMCA Finals	:	POOL: * 20.36 LUANN LAUER, ELKS 06 83	:	:	4 SCHWAB, GREG	6 BRCC	32.85
1 NEW LONDON A	NLH 2:27.17	:	PL Name	Age YMCA Finals	:	5 MORRIS, EVAN	6 RH	39.37
FLICK, ANDREW-11	SLONKER, MATT-12	:	1 O'CONNELL, R.	6 OSDT 22.66	:	6 BOYLES, JAKE	6 PRF	41.52
KOHLER, MARK-14	CHASTEEN, JEFF-13	:	2 HUBBARD, C.	6 NLH 22.90	:	7 IRWIN, DAVID	6 BRCC	49.33
43.08	39.06 31.13 33.90	:	3 DOODY, MOLLY	6 RH 23.94	:	8 ADAMS, CARTER	5 RH	52.53
2 ROLLING HILLS A	RH 2:31.73	:	4 JOHNSON, ALLISON	6 BRCC 25.07	:	9 SCHWARTZ, GRANT	6 ELKS	52.61
ARSENAULT, DANA-13	WESTOVER, MATT-13	:	5 BACHMAN, S.	6 PRF 27.37	:	10 SCHWAB, KEVIN	5 RH	1:00.95
LARSH, SAM-13	WEBER, MICHAEL-13	:	6 THOMPSON, C.	6 BRCC 28.76	:	11 RIEMAN, ALEX	5 RH	1:02.92
50.07	36.91 34.27 30.48	:	PL Name	Age YMCA Prelims	:	12 SBITHR, NICK	6 RH	1:58.93
3 BECKETT RIDGE A	BRCC 2:37.99	:	1 HUBBARD, C.	6 NLH 22.38	:	- ELLIS, PATRICK	5 RH	NS
46.42	41.25 38.29 32.03	:	2 O'CONNELL, R.	6 OSDT 23.40	:	- KUPPER, EVAN	6 RH	NS
=====	=====	:	3 DOODY, MOLLY	6 RH 24.14	:	=====	=====	=====
Event 9 Girls 15-18 200 R-Medley	:	:	4 JOHNSON, ALLISON	6 BRCC 27.00	:	Event 13 Girls 8 & U 25 Free		
POOL: * 2:15.82 PLEASANT RUN 6/83	:	:	5 BACHMAN, S.	6 PRF 28.64	:	POOL: * 16.58 M REYNOLDS, ROLLING HILLS		
=====	=====	:	6 THOMPSON, C.	6 BRCC 29.86	:	PL Name	Age YMCA	Finals
PL Name	YMCA Finals	:	7 MARKS, MEGAN	6 OSDT 36.13	:	1 LUTHER, CORY	8 BRCC	20.95
1 BECKETT RIDGE A	BRCC 2:28.81	:	8 ROBB, STEPHANIE	6 BRCC 37.45	:	2 RADKE, SARAH	8 BRCC	21.20
MILLER, ASHLEY-15	EWALD, TAMI-15	:	9 BAUER, EMILY	6 RH 37.87	:	2 SCHWARZ, JESSICA	8 ELKS	21.20
HILTMAN, JACKIE-15	GOLYSKI, A.-15	:	10 HOBAN, KATE	6 RH 39.18	:	4 SCHNEIDER, SARAH	8 RH	21.65
34.73	49.60 35.02 29.46	:	=====	=====	:	5 HATCHER, K.	8 NLH	21.72



Rolling Hills Invitational
JUNE 26, 27, 1998

Complete Meet Results-SC Meters

PL	Name	Age	YMCA	Prelims	PL	Name	Age	YMCA	Prelims	
6	BEERMAN, MAIZE	7	OSDT	23.00	16	WILLIAMSON, D.	9	NLH	43.21	
1	RADKE, SARAH	8	BRCC	20.08	17	SULLIVAN, KELSEY	10	NLH	44.11	
2	SCHNEIDER, SARAH	8	RH	21.36	18	CALKINS, NICOLE	10	BRCC	44.92	
3	BEERMAN, MAIZE	7	OSDT	21.70	19	BORNSTEIN, ANNA	10	OSDT	45.54	
4	SCHWARZ, JESSICA	8	BLKS	21.78	20	BADER, ADRIENNE	9	OSDT	45.79	
5	HATCHER, K.	8	NLH	21.95	21	RADKE, HEATHER	10	BRCC	46.20	
6	LUTHER, CORY	8	BRCC	22.06	22	EDDY, JILLIAN	10	PRF	47.55	
7	ISHBE, KATELYN	8	WETH	22.15	23	KILGOUR, HEATHER	10	NLH	49.85	
8	DAVIS, MEGAN	8	HY	23.14	24	THOMAS, CHLSEA	10	BRCC	50.87	
8	BARR, RACHEL	8	HP	23.14	25	ROBERTSON, KATE	10	HP	51.82	
10	NUGENT, MICHELLE	7	RH	23.18	26	LAMB, ANNIE	9	RH	51.90	
11	GRUBER, KAITLYN	8	BRCC	23.99	27	CLAIRE, COHEN	10	OSDT	52.28	
12	MEYER, RACHEL	8	BRCC	24.13	28	OWENS, STEPHANIE	10	BRCC	52.56	
13	RENTSCHLER, ABBY	7	NLH	24.87	29	ALATORRE, M.	9	NLH	55.99	
14	THORNTON, LEXI	8	PRF	25.19	30	COZZENS, J.	10	RH	57.78	
15	BADER, AUDREY	7	OSDT	25.54	31	ROSEN, JENNY	9	RH	57.81	
16	WOLF, MARGARET	7	NLH	25.78	32	SHELDON, AMY	10	BRCC	59.40	
17	ARLINGHAUS, K.	7	OSDT	25.83	33	WILLIAMSON, S.	9	NLH	1:00.12	
18	HARP, KELLY	7	NLH	27.90	34	MCLAUGHLIN, M.	10	WETH	1:01.72	
19	SCHWAB, CLAIRE	8	BRCC	27.92	35	JEFFCOAT, JANIE	9	RH	1:03.57	
20	NUNAN, MEGAN	8	BRCC	28.46	-	KOLEGRAFF, L.	10	RH	DQ	
21	HOOVER, CAROLINE	8	PRF	29.12	-	CARTER, MEGAN	10	BRCC	NS	
22	AUSTIN, PAIGE	8	BRCC	29.41	Event 15 Girls 10 & U 50 Free	-	TRACY, KRISTIN	10	HP	NS
23	HUEGAL, JASMINE	8	PRF	29.53	POOL: * 32.50 DERNA BRADFORD, ROLLING HILL:	-	PONTAINE, KELSEY	9	NLH	NS
24	MILLER, MOLLIE	8	RH	30.29	PL Name Age YMCA Finals	-	ALBERS, HOLLY	10	BRCC	NS
25	THOLKE, OLIVIA	8	HP	31.15	1	GRABARZ, CHLSEA	10	BRCC	35.20	
26	SMITH, MEGAN	7	RH	31.40	2	STOPFER, AIMEE	10	BRCC	35.72	
27	SCHMITT, KATIE	7	RH	33.33	3	ROBERTSON, SARA	10	HP	35.74	
28	NUNAN, AMANDA	8	BRCC	39.48	4	GRUBER, MEGAN	10	BRCC	37.84	
29	SNYDER, ABBY	7	RH	39.66	5	REYNOLDS, JULIE	10	RH	38.33	
-	JACOBSON, KELSEY	8	BRCC	DQ	6	WALKER, LAUREN	10	BRCC	40.28	
-	NORTH, KATIE	7	OSDT	NS	PL Name Age YMCA Prelims	1	ROBERTSON, SARA	10	HP	36.11
-	GREEN, SARAH	8	RH	NS	2	STOPFER, AIMEE	10	BRCC	36.12	
-	HOOVER, BETHANY	7	OSDT	NS	3	WALKER, LAUREN	10	BRCC	37.10	
-	CURRY, EMMA	8	OSDT	NS	4	GRABARZ, CHLSEA	10	BRCC	37.21	
Event 14 Boys 8 & U 25 Free					5	REYNOLDS, JULIE	10	RH	37.51	
POOL: * 16.63 MATT INFANTINO, ROLLING HILL:					6	GRUBER, MEGAN	10	BRCC	38.13	
PL Name Age YMCA Finals					7	SLONEKER, LEBILA	9	NLH	38.14	
1	ALBERS, DIETER	8	BRCC	20.60	8	LINDENSCHMIDT, K	10	BRCC	38.53	
2	ADAMS, ANDREW	7	RH	20.83	9	APPLEBAUM, JULIA	9	OSDT	38.68	
3	ALBERS, JOE	8	BRCC	20.96	10	SILVESTRY, M.	10	BRCC	40.28	
4	KIEBACK, TRENT	8	BRCC	21.77	11	STEPHENSON, J.	10	OSDT	40.52	
5	ROESCH, MATT	7	RH	22.08	12	HARDEN, LISA	10	RH	41.81	
6	PERRY, STEVE	8	BRCC	23.68	13	HUPP, JENNA	10	BRCC	42.04	
					14	SPOERL, ALISON	10	NLH	42.54	
					15	ADAMS, KATE	10	RH	42.78	
					PL Name Age YMCA Prelims	1	TROCHE, KEITH	9	NLH	35.44
					2	FETTE, CHRIS	10	PRF	35.69	
					3	GLASS, LEO	10	BRCC	36.19	
					4	KELL, RYAN	10	HWY	37.28	
					5	HASKINS, KEVIN	10	OSDT	40.62	
					6	RICHTER, SHAUN	10	HWY	40.78	
					7	FRIDRICH, S.	9	OSDT	40.88	
					8	PERRY, ROBBY	10	BRCC	41.29	
					9	WEBER, TIMOTHY	10	RH	41.51	
					10	GOOLIE, TYLER	10	BRCC	42.23	

Rolling Hills Invitational
JUNE 26, 27, 1998

Complete Meet Results-SC Meters

11 GOOLIE, BRETT	10 BRCC	42.99	:	23 SUDDLESON, JAYNE	12 BRCC	41.81	:	22 AMANN, CHARLIE	12 PRF	45.22
12 LARSH, MATT	9 RH	43.84	:	24 DORIS, COURTNEY	12 HP	42.40	:	23 MILLER, JOSEPH	12 RH	46.40
13 MORRIS, ERIC	10 RH	45.08	:	25 ALATORRE, MARIA	11 NLH	42.61	:	24 JENNINGS, BLAKE	12 OSDT	49.76
14 MORRIS, RYAN	9 RH	45.26	:	26 WORRELL, DEVON	12 BRCC	44.82	:	25 SMITH, JASON	11 RH	49.94
15 DOVEL, JIMMY	10 PRF	45.55	:	27 FLEDDERJOHN, K.	11 RH	45.58	:	26 KEYS, JOEY	12 WETH	51.30
16 HART, TONY	10 BRCC	46.99	:	28 CARPENTER, K.	12 HP	45.81	:	- WOLFE, CRAIG	12 RH	NS
17 AMANN, JACOB	10 PRF	47.60	:	29 BEAVER, DANIELLE	12 PRF	46.15	:			
18 GLASS, VINCENT	10 BRCC	47.95	:	30 FIEHRER, ANNIE	11 NLH	51.79	:			
19 DRISCOLL, RORY	9 RH	48.36	:	31 BOWLING, ALEX	12 NLH	51.98	:			
20 HARP, TOMMY	9 NLH	48.68	:	32 MCCARDY, ASHLEY	12 BRCC	1:13.67	:	Event 19 Girls 13-14 50 Free		
21 BEERMAN, H.	9 OSDT	49.58	:	- FITZGERALD, H.	12 HY	NS	:	POOL: * 28.70 JILL ROGERS, WALNUT GROVE		
22 THOLKE, DREW	10 HP	52.48	:	- CALLISON, M.	12 OSDT	NS	:	PL Name	Age YMCA	Finals
23 FARLER, CRAIG	9 NLH	58.81	:	- NELSON, ERIN	12 ELKS	NS	:	1 O'CONNELL, S.	14 OSDT	30.15
- JENNINGS, TYLER	9 OSDT	NS	:	- KELLY, JENNIFER	12 BRCC	NS	:	2 REISTER, SARAH	14 NLH	32.23
			:	- STOVER, AMY	12 WETH	NS	:	3 SCHOETTKER, K.	14 HY	32.42
			:				:	4 SEDLACEK, BECKY	14 RH	32.93
			:				:	5 HOGG, JENNY	14 ELKS	33.54
			:				:	6 HUFF, KYNDRA	13 HWY	33.64
			:				:			
Event 17 Girls 11-12 50 Free			:	Event 18 Boys 11-12 50 Free			:			
POOL: * 29.17 DAWN PRICE, BECKETT RIDGE			:	POOL: * 28.85 WADE DAVIS, ROLLING HILLS			:			
PL Name	Age YMCA	Finals	:	PL Name	Age YMCA	Finals	:	PL Name	Age YMCA	Prelims
1 SMITH, EMILY	12 OSDT	31.07	:	1 SLONEKER, MATT	12 NLH	30.71	:	1 O'CONNELL, S.	14 OSDT	30.13
2 FAULDS, SAMANTHA	12 BRCC	33.13	:	2 TAMARIS, HEATH	12 HP	31.06	:	2 REISTER, SARAH	14 NLH	31.76
3 KNOWLES, B.	12 BRCC	33.16	:	3 LINDENSCHMIDT, B	12 BRCC	32.35	:	3 SCHOETTKER, K.	14 HY	32.16
4 SUMMERS, NICOLE	12 WETH	33.94	:	4 WOLFE, KEVIN	12 RH	34.59	:	4 SEDLACEK, BECKY	14 RH	33.31
5 POLLARD, KATIE	12 NLH	34.36	:	5 O'CONNELL, BRENT	11 OSDT	34.76	:	5 HUFF, KYNDRA	13 HWY	33.32
6 HUGHES, CECILIE	12 OSDT	34.52	:	6 CAIN, TYLER	12 HY	35.05	:	6 HOGG, JENNY	14 ELKS	33.44
			:				:	7 MILLER, SALLY	14 PRF	34.03
			:				:	8 BAUMGARTNER, L.	14 BRCC	34.27
			:				:	9 SOBKOWIAK, M.	14 PRF	34.38
			:				:	10 REPERT, MARLO	14 OSDT	34.82
			:				:	11 GLASS, ELISABETH	14 BRCC	35.40
			:				:	12 BENDER, TRACY	14 BRCC	35.61
			:				:	13 GARRETT, ANNE	14 HY	36.89
			:				:	14 DEES, NATALIE	14 PRF	37.51
			:				:	15 CLEARY, MEGHAN	14 PRF	37.72
			:				:	16 FLEDDERJOHN, S.	13 RH	39.72
			:				:	17 LUPA, JENNY	14 BRCC	40.07
			:				:	18 ARLINGHAUS, ANNE	14 OSDT	40.99
			:				:	19 SMITH, SARAH	14 RH	41.26
			:				:	20 NASH, LAURA	14 RH	45.64
			:				:			
			:				:	Event 20 Boys 13-14 50 Free		
			:				:	POOL: * 26.06 JEFF BISHOP, PLEASANT RUN		
			:				:	PL Name	Age YMCA	Finals
			:				:	1 KOEHLER, MARK	14 NLH	28.89
			:				:	2 PHILLIPS, MATT	14 FFC	29.94
			:				:	3 ARSENAULT, DANA	13 RH	30.41
			:				:	4 WEBER, MICHAEL	13 RH	30.81



Rolling Hills Invitational
JUNE 26, 27, 1998

Complete Meet Results-SC Meters

PL	Name	Age	YMCA	Prelims	PL	Name	Age	YMCA	Prelims
5	GREEN, CHRIS	14	RH	32.39	13	KILGOUR, B.	15	NLH	33.24
6	HARTMAN, PHILLIP	14	ELKS	32.68	14	GOLYSKI, A.	15	BRCC	33.48
1	KOHLER, MARK	14	NLH	29.09	15	MCGOLDRICK, J.	15	HWY	33.69
2	PHILLIPS, MATT	14	FFC	29.91	16	WRISGERBER, K.	17	NLH	33.74
3	WEBER, MICHAEL	13	RH	30.83	17	MENSE, SARAH	15	NLH	33.82
4	ARSENAULT, DANA	13	RH	31.29	18	CISLE, CHRISTINE	18	RH	34.08
5	GREEN, CHRIS	14	RH	32.08	19	CAIN, LAUREN	15	HY	34.23
6	HARTMAN, PHILLIP	14	ELKS	32.67	20	SUDDLESON, SARAH	15	BRCC	35.64
7	LARSH, SAM	13	RH	32.96	21	CUNNINGHAM, SARAH	18	WETH	36.26
7	KIRBY, SEAN	14	BRCC	32.96	22	EWALD, TAMI	15	BRCC	36.30
9	JOHNSON, ADAM	14	FFC	34.51	23	KOLEGRAFF, SARAH	15	RH	39.13
10	HOOPES, RAYAN	14	WETH	34.63	-	REECE, HEATHER	15	OSDT	NS
11	STEMERICK, JEFF	14	FFC	35.42	-	BITTNER, EMILIE	15	BRCC	NS
12	WESTOVER, MATT	13	RH	35.57	Event 22 Boys 15-18 50 Free				
13	CHASTEEN, JEFF	13	NLH	35.63	POOL: * 24.14 SHAWN TROKHAN, NEW LONDON 6:				
14	DATTILO, RYAN	13	WIN	38.66	PL	Name	Age	YMCA	Finals
15	KILGOUR, JON	14	NLH	40.42	1	RIEBEL, MARK	15	FFC	26.86
16	VALENTI, JOHN	14	BRCC	43.35	2	HARTMAN, KEVIN	15	ELKS	26.89
-	SAYLOR, JASON	14	FFC	NS	3	RIELAG, DON	15	FFC	27.28
-	BUFFLER, NICK	13	OSDT	NS	4	ROBINSON, C.	15	NLH	27.47
-	BAILEY, MITCH	14	BRCC	NS	5	GOODALL, GANNON	15	BRCC	27.69
Event 21 Girls 15-18 50 Free					6	DORSEY, JORDAN	15	WETH	27.98
POOL: * 28.06 AMY DARLINGTON, ROLLING HILL:					PL	Name	Age	YMCA	Prelims
PL	Name	Age	YMCA	Finals	1	RIEBEL, MARK	15	FFC	26.12
1	HESSE, STEFANIE	18	NLH	29.86	2	RIELAG, DON	15	FFC	26.78
2	PHILLIPS, BETH	15	FFC	30.69	3	HARTMAN, KEVIN	15	ELKS	26.92
3	HILTMAN, JACKIE	15	BRCC	31.00	4	ROBINSON, C.	15	NLH	27.47
4	MILLER, ASHLEY	15	BRCC	31.46	5	GOODALL, GANNON	15	BRCC	27.97
5	FEHRING, KRISTA	15	FFC	31.56	6	DORSEY, JORDAN	15	WETH	28.03
6	HAUSER, PAULA	18	WETH	32.27	7	PHILLIPS, KEVIN	15	FFC	28.59
PL	Name	Age	YMCA	Prelims	8	RYAN, CHRIS	15	FFC	28.79
1	PHILLIPS, BETH	15	FFC	30.05	9	ROBINSON, BILL	18	NLH	29.59
2	KIRCHNER, S.	15	NLH	30.51	10	HUSTON, GREG	18	WETH	29.91
3	HESSE, STEFANIE	18	NLH	30.59	11	COHEN, BRIAN	17	NLH	29.98
4	FEHRING, KRISTA	15	FFC	30.72	12	TROMANS, MATT	17	NLH	30.81
5	HILTMAN, JACKIE	15	BRCC	30.87	13	HARPER, STEVE	15	FFC	31.01
6	OCEPEK, NICHOLE	15	FFC	30.98	14	DEHART, BRANDON	15	BRCC	32.17
7	HAUSER, PAULA	18	WETH	31.28	15	JACKSON, SHERMEN	18	OSDT	32.36
8	MILLER, ASHLEY	15	BRCC	31.71	16	POLLARD, TIM	18	NLH	33.61
9	LUPA, LISA	15	BRCC	31.90	17	BUGG, SAM	15	BRCC	33.74
10	NOBLE, SUZI	15	OSDT	32.05	-	BENDER, TIM	15	BRCC	NS
11	TAYLOR-NORRIS, E	15	OSDT	32.89	-	WISE, JASON	15	WETH	NS
12	CHASTEEN, JENNY	16	NLH	33.11	-	CURRY, ADAM	16	OSDT	NS
					-	MYERS, LINDSEY	17	OSDT	NS

Rolling Hills Invitational
JUNE 26, 27, 1998

Complete Meet Results-SC Meters

PL	Name	Age	YMCA	Prelims	:	PL	Name	Age	YMCA	Prelims	:	PL	Name	Age	YMCA	Prelims	
					:	14	SILVSTRY, M.	10	BRCC	1:52.80	:	-	AMANN, JACOB	10	PRF	DQ	
					:		54.64			58.16	:		1:17.54			1:22.23	
1	ALBERS, DIETER	8	BRCC	2:04.45	:	15	SULLIVAN, KBLSEY	10	NLH	1:55.38	:	-	DOVEL, JIMMY	10	PRF	DQ	
	59.72			1:04.73	:		49.01			1:06.37	:		1:03.17				
					:	16	RENTSCHLER, B.	9	NLH	1:56.37	:						
					:		51.85			1:04.52	:						
=====																	
Event 25 Girls 10 & U 100 IM																	
POOL: * 1:21.09 BARB MULSHINE, WINDWOOD 6/:																	
PL	Name	Age	YMCA	Finals	:	17	ADAMS, KATE	10	RH	1:57.85	:	Event 27 Girls 11-12 100 IM					
					:		54.66			1:03.19	:	POOL: * 1:10.11 WHITNEY MYERS, OXFORD 06/9					
					:	18	COHEN, CLAIRE	9	OSDT	2:07.12	:	PL	Name	Age	YMCA	Finals	
					:		1:01.85			1:05.27	:						
1	CARPENTER, KASEY	10	HP	1:23.62	:	-	RADKE, HEATHER	10	BRCC	NS	:	1	FAULDS, SAMANTHA	12	BRCC	1:19.91	
	17.91			1:05.71	:		18.97			NS	:		17.31			1:02.60	
					:						:					19.00	
2	ROBERTSON, SARA	10	HP	1:30.71	:	-	HAZLTON, ALLIE	9	OSDT	NS	:	2	FRIDERICH, K.	11	OSDT	1:22.54	
	19.27			1:11.44	:		22.25			NS	:		17.13			1:05.41	
					:						:					19.13	
3	STOFFER, AIMEE	10	BRCC	1:35.25	:						:	3	DURAND, ASHLEY	12	HP	1:24.88	
	20.69			1:14.56	:						:		16.94			1:07.94	
					:						:					20.56	
4	GRABARZ, CHELSEA	10	BRCC	1:37.51	:	Event 26 Boys 10 & U 100 IM											
	19.42			1:18.09	:	POOL: * 1:21.23 SCOTT TANNER - BRCC 06/95											
					:	PL	Name	Age	YMCA	Finals	:	5	MORRIS, B.	12	NLH	1:26.94	
5	WALKER, LAUREN	10	BRCC	1:39.11	:						:		17.03			1:09.91	
	19.37			1:19.74	:						:					21.19	
					:						:	6	BONBRIGHT, M.	12	NLH	1:33.09	
6	APPLEBAUM, JULIA	9	OSDT	1:40.66	:	1	KELL, RYAN	10	HWY	1:34.46	:		19.77			1:13.32	
	19.37			1:21.29	:		20.08			1:14.38	:					22.03	
					:					19.87	:						
					:	2	TROCHE, KEITH	9	NLH	1:35.47	:						
					:		21.90			1:13.57	:						
					:	3	GLASS, LEO	10	BRCC	1:40.31	:						
					:		23.48			1:16.83	:	1	MENSE, KATE	12	NLH	1:21.91	
1	CARPENTER, KASEY	10	HP	1:23.49	:					21.29	:		39.19			42.72	
	38.09			45.40	:	4	RICHTER, SHAUN	10	HWY	1:46.97	:					2:22.09	
					:		21.71			1:25.26	:	2	FAULDS, SAMANTHA	12	BRCC	1:22.09	
2	ROBERTSON, SARA	10	HP	1:32.34	:					23.53	:		39.18			42.91	
	42.98			49.36	:	5	FETTE, CHRIS	10	PRF	1:47.53	:					1:23.01	
					:		23.53			1:24.00	:	3	FRIDERICH, K.	11	OSDT	1:23.01	
3	GRABARZ, CHELSEA	10	BRCC	1:36.65	:					24.54	:		38.91			44.10	
	47.28			49.37	:	6	HASKINS, KEVIN	10	OSDT	1:47.55	:					1:27.90	
					:		26.51			1:21.04	:		39.49			48.41	
					:						:						
					:	PL	Name	Age	YMCA	Prelims	:	5	MORRIS, B.	12	NLH	1:28.54	
4	WALKER, LAUREN	10	BRCC	1:36.83	:						:		40.67			47.87	
	44.90			51.93	:	1	KELL, RYAN	10	HWY	1:35.68	:	6	POLLARD, KATIE	12	NLH	1:29.63	
					:		44.32			51.36	:		41.56			48.07	
5	APPLEBAUM, JULIA	9	OSDT	1:36.87	:						:						
	45.04			51.83	:	2	GLASS, LEO	10	BRCC	1:36.44	:	7	BONBRIGHT, M.	12	NLH	1:31.57	
					:		47.18			49.26	:		44.83			46.74	
6	STOFFER, AIMEE	10	BRCC	1:36.92	:						:		44.14			48.87	
	45.33			51.59	:	3	TROCHE, KBITH	9	NLH	1:36.85	:					1:33.01	
					:		44.82			52.03	:		46.84			48.97	
7	REYNOLDS, JULIE	10	RH	1:37.48	:						:						
	47.59			49.89	:	4	FETTE, CHRIS	10	PRF	1:45.14	:	9	JEFFCOAT, MEGAN	11	RH	1:35.81	
					:		47.32			57.82	:		46.84			48.97	
8	STEPHENSON, J.	10	OSDT	1:42.23	:						:						
	47.26			54.97	:	5	HASKINS, KEVIN	10	OSDT	1:46.89	:	10	SHELDON, S.	12	BRCC	1:36.72	
					:		55.19			51.70	:		45.11			51.61	
9	GRUBER, MEGAN	10	BRCC	1:42.24	:						:		46.28			51.27	
	49.76			52.48	:	6	RICHTER, SHAUN	10	HWY	1:49.55	:					1:37.55	
					:		50.03			59.52	:		46.10			54.34	
10	HARNDEN, LISA	10	RH	1:42.73	:						:					1:40.44	
	49.88			52.85	:	7	FRIDERICH, S.	9	OSDT	1:52.92	:					1:42.10	
					:		52.96			59.96	:						
11	LINDENSCHMIDT, K	10	BRCC	1:42.89	:	8	PERRY, ROBBY	10	BRCC	1:53.46	:						
	48.73			54.16	:		53.65			59.81	:					47.51	
					:						:					54.59	
12	BELL, LAUREN	10	FFC	1:43.82	:						:						
	46.07			57.75	:						:						
13	SLONEKER, LEILA	9	NLH	1:45.32	:						:						
	48.00			57.32	:						:						

Rolling Hills Invitational
JUNE 26, 27, 1998

Complete Meet Results-SC Meters

PL	Name	Age	YMCA	Prelims
14	HUCKE, SARA	11	OSDT	1:42.56
50.27	52.29			
15	WAGNER, KAITLIN	12	BRCC	1:44.43
46.20	58.23			
16	SUDDLESON, JAYNE	12	BRCC	1:45.51
50.45	55.06			
17	DORIS, COURTNEY	12	HP	1:48.61
48.65	59.96			
18	WALKER, ERICA	12	PRF	1:50.34
51.91	58.43			
19	WORRELL, DEVON	12	BRCC	2:00.09
53.55	1:06.54			
20	FITZGERALD, H.	12	HY	2:07.00
58.86	1:08.14			
-	GOSTISHA, KARA	12	BRCC	DQ
44.43	51.79			
-	NELSON, ERIN	12	ELKS	NS
-	STOVER, AMY	12	WETH	NS
-	KELLY, JENNIFER	12	BRCC	NS
7	RASCH, CHRIS	12	FFC	1:30.93
42.84	48.09			
8	WOLFE, KEVIN	12	RH	1:31.76
43.58	48.18			
9	ALBERS, ERIK	12	BRCC	1:32.88
45.38	47.50			
10	SEDLACEK, ANDY	12	RH	1:34.19
47.73	46.46			
11	BORNSTEIN, NOAH	12	OSDT	1:38.03
47.11	50.92			
12	CORNETT, CRAIG	12	RH	1:39.26
49.19	50.07			
13	SHANNON, JOE	11	OSDT	1:39.31
50.31	49.00			
14	CAIN, TYLER	12	HY	1:43.58
49.29	54.29			
15	HASKINS, MICHAEL	12	OSDT	1:44.27
52.52	51.75			
16	SEDLACEK, BRAD	11	RH	1:49.05
55.88	53.17			
17	RRECE, BEN	11	OSDT	1:54.39
53.87	1:00.52			
18	GREEN, AARON	11	RH	1:58.80
57.32	1:01.48			
-	FLICK, ANDREW	11	NLH	DQ
-	AMANN, CHARLIE	12	PRF	NS
1	TAMARIS, HEATH	12	HP	1:20.20
18.13	1:02.07			17.53
2	LUTHER, FRANK	12	BRCC	1:22.42
17.45	1:04.97			20.49
3	ARGUS, TEDDY	12	RH	1:22.51
17.99	1:04.52			19.66
4	HOGG, JESS	12	ELKS	1:27.56
18.42	1:09.14			21.84
5	O'CONNELL, BRENT	11	OSDT	1:29.55
19.60	1:09.95			20.60
6	HARDEN, TOM	12	RH	1:30.59
19.05	1:11.54			21.69
1	TAMARIS, HEATH	12	HP	1:19.38
38.29	41.09			
2	ARGUS, TEDDY	12	RH	1:23.02
39.00	44.02			
3	HOGG, JESS	12	ELKS	1:23.68
39.41	44.27			
4	LUTHER, FRANK	12	BRCC	1:25.71
40.39	45.32			
5	HARDEN, TOM	12	RH	1:30.09
41.73	48.36			
6	O'CONNELL, BRENT	11	OSDT	1:30.53
1	MYERS, WHITNEY	13	OSDT	1:09.34*
31.57	37.77			
2	HOUK, KATIE	14	OSDT	1:21.62
39.35	42.27			
3	HUFF, KYNDRA	13	HWY	1:22.22
39.50	42.72			
4	MILLER, SALLY	14	PRF	1:25.71
40.32	45.39			
5	REISTER, SARAH	14	NLH	1:26.08
41.48	44.60			
6	SEDLACEK, BECKY	14	RH	1:27.27
42.17	45.10			
7	HOGG, JENNY	14	ELKS	1:27.66
40.29	47.37			
8	RASCH, JANET	14	FFC	1:30.58
43.42	47.16			
9	BAUMGARTNER, L.	14	BRCC	1:30.91
41.15	49.76			
10	BENDER, TRACY	14	BRCC	1:37.04
46.50	50.54			
11	CLBARY, MEGHAN	14	PRF	1:42.81
48.37	54.44			
12	FLEDDERJOHN, S.	13	RH	1:44.12
51.04	53.08			
13	SOBKOWIAK, M.	14	PRF	1:48.43
48.20	1:00.23			
-	DEBS, NATALIE	14	PRF	DQ
45.17	56.38			
Event 28	Boys 11-12 100 IM			
POOL:	* 1:11.96 WADE DAVIS, ROLLING HILLS			
PL	Name	Age	YMCA	Finals
1	TAMARIS, HEATH	12	HP	1:20.20
2	LUTHER, FRANK	12	BRCC	1:22.42
3	ARGUS, TEDDY	12	RH	1:22.51
4	HOGG, JESS	12	ELKS	1:27.56
5	O'CONNELL, BRENT	11	OSDT	1:29.55
6	HARDEN, TOM	12	RH	1:30.59
1	TAMARIS, HEATH	12	HP	1:19.38
2	ARGUS, TEDDY	12	RH	1:23.02
3	HOGG, JESS	12	ELKS	1:23.68
4	LUTHER, FRANK	12	BRCC	1:25.71
5	HARDEN, TOM	12	RH	1:30.09
6	O'CONNELL, BRENT	11	OSDT	1:30.53
Event 29	Girls 13-14 100 IM			
POOL:	* 1:11.33 MICHELLE SMITH, ROLLING HIL:			
PL	Name	Age	YMCA	Finals
1	HOUK, KATIE	14	OSDT	1:19.46
2	HUFF, KYNDRA	13	HWY	1:22.05
3	MILLER, SALLY	14	PRF	1:25.21
4	REISTER, SARAH	14	NLH	1:25.60
5	HOGG, JENNY	14	ELKS	1:27.01
6	SEDLACEK, BECKY	14	RH	1:27.85
1	KOHLER, MARK	14	NLH	1:13.42
2	PHILLIPS, MATT	14	FFC	1:13.69
3	WEBER, MICHAEL	13	RH	1:18.02
4	GREEN, CHRIS	14	RH	1:23.15
5	LARSH, SAM	13	RH	1:24.09
-	STEPHENS, JOSH	13	HWY	DQ
16.44	18.61	23.77		18.89

Rolling Hills Invitational
JUNE 26, 27, 1998

Complete Meet Results-SC Meters


PL Name Age YMCA Prelims	:	35.43 41.84	:	4 HARTMAN, KEVIN 15 ELKS 1:11.13
-----	:	4 HAUSER, PAULA 18 WETH 1:18.11	:	34.88 36.25
1 PHILLIPS, MATT 14 FFC 1:13.31	:	39.03 39.08	:	5 PHILLIPS, KEVIN 15 FFC 1:13.78
35.54 37.77	:	5 KIRCHNER, S. 15 NLH 1:18.14	:	35.29 38.49
2 KOEHLER, MARK 14 NLH 1:14.57	:	36.45 41.69	:	6 RYAN, CHRIS 15 FFC 1:13.91
35.72 38.85	:	6 MILLER, ASHLEY 15 BRCC 1:18.47	:	35.90 38.01
3 WEBER, MICHAEL 13 RH 1:18.51	:	35.40 43.07	:	7 COHEN, BRIAN 17 NLH 1:17.85
38.98 39.53	:	7 HESSE, STEFANIE 18 NLH 1:18.75	:	36.13 41.72
4 STEPHENS, JOSH 13 HWY 1:18.82	:	36.92 41.83	:	8 TROMANS, MATT 17 NLH 1:22.18
35.97 42.85	:	8 NOBLE, SUZI 15 OSDT 1:21.00	:	40.64 41.54
5 GREEN, CHRIS 14 RH 1:20.60	:	37.08 43.92	:	9 DEHART, BRANDON 15 BRCC 1:30.04
40.47 40.13	:	9 CHASTEEN, JENNY 16 NLH 1:22.29	:	42.36 47.68
6 LARSH, SAM 13 RH 1:21.54	:	38.50 43.79	:	10 BUGG, SAM 15 BRCC 1:34.34
37.66 43.88	:	10 MCGOLDRICK, J. 15 HWY 1:23.65	:	41.59 52.75
7 HARTMAN, PHILLIP 14 ELKS 1:23.04	:	37.64 46.01	:	- HARPER, STEVE 15 FFC NS
40.68 42.36	:	11 MENSE, SARAH 15 NLH 1:25.74	:	- MYERS, LINDSEY 17 OSDT NS
8 KIRBY, SEAN 14 BRCC 1:25.93	:	40.49 45.25	:	-----
40.81 45.12	:	12 KILGOUR, B. 15 NLH 1:26.25	:	Event 33 Girls 8 & U 50 Free
9 ARSENAULT, DANA 13 RH 1:26.74	:	40.29 45.96	:	POOL: * 37.27 CASBY CARPENTER - HARPERS 0
41.96 44.78	:	13 CISLE, CHRISTINE 18 RH 1:29.34	:	PL Name Age YMCA Finals
10 WESTOVER, MATT 13 RH 1:36.66	:	43.13 46.21	:	-----
46.68 49.98	:	14 CUNNIGHAM, SARAH 18 WETH 1:34.52	:	1 GRABARZ, WHITNEY 8 BRCC 42.56
- IVEY, NICK 14 FFC DQ	:	43.24 51.28	:	2 WALKER, SHAYNA 8 BRCC 43.47
35.80 41.47	:	15 KOLEGRAFF, SARAH 15 RH 1:42.92	:	3 RADKE, SARAH 8 BRCC 49.06
- SAYLOR, JASON 14 FFC NS	:	-----	:	4 LUTHER, CORY 8 BRCC 51.26
-----	:	Event 32 Boys 15-18 100 IM	:	5 HATCHER, K. 8 NLH 51.71
Event 31 Girls 15-18 100 IM	:	POOL: * 1:03.78 JIM McCOLLUM, NEW LONDON HI:	:	6 BEERMAN, MAIZE 7 OSDT 51.87
POOL: * 1:09.90 AMY DARLINGTON, ROLING HILL:	:	PL Name Age YMCA Finals	:	-----
PL Name Age YMCA Finals	:	-----	:	PL Name Age YMCA Prelims
-----	:	1 RIEBEL, MARK 15 FFC 1:03.41*	:	-----
1 FEHRING, KRISTA 15 FFC 1:16.71	:	13.30 50.11 15.48	:	1 GRABARZ, WHITNEY 8 BRCC 44.80
16.15 1:00.56 17.92	:	2 ROBINSON, C. 15 NLH 1:09.61	:	2 WALKER, SHAYNA 8 BRCC 45.46
2 HAZLETON, C. 15 OSDT 1:16.94	:	14.20 55.41 15.85	:	3 RADKE, SARAH 8 BRCC 48.46
15.89 1:01.05 17.89	:	3 MCDANIEL, TED 15 FFC 1:09.66	:	4 LUTHER, CORY 8 BRCC 50.29
3 MILLER, ASHLEY 15 BRCC 1:17.71	:	14.34 55.32 16.47	:	5 BEERMAN, MAIZE 7 OSDT 50.44
16.44 1:01.27 18.89	:	4 HARTMAN, KEVIN 15 ELKS 1:09.90	:	6 HATCHER, K. 8 NLH 50.85
4 HAUSER, PAULA 18 WETH 1:18.02	:	15.24 54.66 15.95	:	7 WIENCEK, NIKKI 7 RH 51.31
17.25 1:00.77 18.23	:	5 PHILLIPS, KEVIN 15 FFC 1:13.57	:	8 DAVIS, MEGAN 8 HY 53.40
5 NOBLE, SUZI 15 OSDT 1:21.89	:	15.37 58.20 17.26	:	9 O'CONNELL, R. 6 OSDT 54.75
15.91 1:05.98 18.12	:	6 RYAN, CHRIS 15 FFC 1:14.03	:	10 RENTSCHLER, ABBY 7 NLH 57.60
6 HESSE, STEFANIE 18 NLH 1:22.15	:	14.31 59.72 17.93	:	11 BADER, AUDREY 7 OSDT 58.23
17.13 1:05.02 18.39	:	-----	:	12 SCHWAB, CLAIRE 8 BRCC 59.07
-----	:	PL Name Age YMCA Prelims	:	13 WOLF, MARGARET 7 NLH 1:00.65
PL Name Age YMCA Prelims	:	-----	:	14 BARR, RACHEL 8 HP 1:01.77
-----	:	1 RIEBEL, MARK 15 FFC 1:05.29	:	15 ARLINGHAUS, K. 7 OSDT 1:02.88
1 HAZLETON, C. 15 OSDT 1:15.93	:	31.02 34.27	:	16 THOLKE, OLIVIA 8 HP 1:08.59
34.60 41.33	:	2 ROBINSON, C. 15 NLH 1:09.08	:	- CURRY, EMMA 8 OSDT NS
2 FEHRING, KRISTA 15 FFC 1:16.39	:	32.52 36.56	:	- NORTH, KATIE 7 OSDT NS
36.55 39.84	:	3 MCDANIEL, TED 15 FFC 1:11.08	:	- ISHEE, KATELYN 8 WETH NS
3 BEERLE, MAREN 18 RH 1:17.27	:	33.18 37.90	:	- HOOKER, BETHANY 7 OSDT NS



Rolling Hills Invitational
JUNE 26, 27, 1998

Complete Meet Results-SC Meters

=====				4 WALKER, LAUREN	10 BRCC	1:28.15	=====						
Event 34 Boys 8 & U 50 Free				42.42	45.73	Event 37 Girls 11-12 100 Free							
POOL: * 36.11 BRINK CIFERRI, OXFORD 6/89				5 APPLBBAUM, JULIA	9 OSDT	1:29.80	POOL: * 1:02.06 WHITNEY MYERS OXFORD 06/97						
PL Name Age YMCA Finals				43.47	46.33	PL Name Age YMCA Finals							
-----				6 BELL, LAUREN	10 PFC	1:31.15	-----						
1 HOGG, JOSH	8 ELKS		42.22	44.18	46.97	1 SMITH, EMILY				12 OSDT	1:10.75		
2 STEPHENSON, SAM	7 OSDT		48.67	44.73	47.29	2 FRIDBRICHS, K.				11 OSDT	1:13.63		
3 WEBER, DAVID	8 RH		50.32	44.31	50.50	3 SUMMERS, NICOLE				12 WETH	1:15.16		
4 ADAMS, ANDREW	7 RH		52.26	- HAZLETON, ALLIE	9 OSDT	NS	4 POLLARD, KATIE				12 NLH	1:15.56	
5 HASKINS, KYLE	8 OSDT		56.70	- FONTAINE, KELSEY	9 NLH	NS	5 KNOWLES, E.				12 BRCC	1:16.21	
6 DRISCOLL, JACOB	7 RH		57.31	=====				6 MORRIS, E.				12 NLH	1:19.45
PL Name Age YMCA Prelims				Event 36 Boys 10 & U 100 Free				PL Name Age YMCA Prelims					
-----				POOL: * 1:10.75 BRINK CIFERRI, OXFORD 6/91				-----					
1 HOGG, JOSH	8 ELKS		42.94	1 GLASS, LEO	10 BRCC	1:25.91	1 SMITH, EMILY				12 OSDT	1:12.09	
2 ADAMS, ANDREW	7 RH		48.28	19.82	1:06.09	20.69	2 WENSE, KATE				12 NLH	1:13.40	
3 STEPHENSON, SAM	7 OSDT		51.13	2 RICHTER, SHAUN	10 HWY	1:28.66	3 KNOWLES, E.				12 BRCC	1:14.46	
4 WEBER, DAVID	8 RH		51.98	19.25	1:09.41	22.75	4 POLLARD, KATIE				12 NLH	1:15.69	
5 DRISCOLL, JACOB	7 RH		52.34	3 HATCHER, CHARLES	9 NLH	1:30.33	5 FRIDBRICHS, K.				11 OSDT	1:15.85	
6 HASKINS, KYLE	8 OSDT		55.32	20.47	1:09.86	22.99	6 SUMMERS, NICOLE				12 WETH	1:17.41	
7 BILAN, T J	6 WETH	1:04.22		4 WEBER, TIMOTHY	10 RH	1:30.98	7 MORRIS, E.				12 NLH	1:19.49	
8 SAGNESS, CONNOR	8 WETH	1:11.28		20.75	1:10.23	23.44	8 SHANNON, ELLEN				12 OSDT	1:21.87	
9 BILAN, DYLAN	6 WETH	1:18.03		5 LARSH, MATT	9 RH	1:36.08	9 BONBRIGHT, M.				12 NLH	1:23.86	
- PINCH, MATTHEW	8 OSDT	NS		20.92	1:15.16	25.21	10 KOEHLER, C.				12 NLH	1:25.45	
=====				6 PERRY, ROBBY	10 BRCC	1:37.28	11 WAGNER, KAITLIN				12 BRCC	1:27.84	
Event 35 Girls 10 & U 100 Free				20.31	1:16.97	26.73	12 SHELDON, S.				12 BRCC	1:31.88	
POOL: * 1:13.45 BARB MULSHINE, WINDWOOD 6/				PL Name Age YMCA Prelims				13 ARGUS, KATIE				11 RH	1:32.84
PL Name Age YMCA Finals				-----				14 MCLAUGHLIN, K.				12 WETH	1:33.32
1 CARPENTER, KASEY	10 HP		1:15.07	1 GLASS, LEO	10 BRCC	1:26.28	15 WALKER, ERICA				12 PRF	1:38.75	
17.35	57.72		18.73	42.75	43.53		16 WORRELL, DEVON				12 BRCC	1:42.45	
2 STOFFER, AIMEE	10 BRCC		1:22.99	2 HATCHER, CHARLES	9 NLH	1:27.94							
18.70	1:04.29		21.29	42.40	45.54								
3 REYNOLDS, JULIE	10 RH		1:28.79	3 RICHTER, SHAUN	10 HWY	1:27.99							
19.14	1:09.65		23.24	41.84	46.15								
4 APPLBBAUM, JULIA	9 OSDT		1:29.17	4 WEBER, TIMOTHY	10 RH	1:29.88							
20.50	1:08.67		21.48	43.72	46.16								
5 BELL, LAUREN	10 PFC		1:30.39	5 LARSH, MATT	9 RH	1:30.11							
19.48	1:10.91		25.44	43.16	46.95								
6 WALKER, LAUREN	10 BRCC		1:36.31	6 PERRY, ROBBY	10 BRCC	1:36.83							
19.16	1:17.15		25.44	46.02	50.81								
PL Name Age YMCA Prelims				-----									
1 CARPENTER, KASEY	10 HP		1:15.40	7 HARP, TOMMY	9 NLH	1:52.00							
36.48	38.92			52.68	59.32								
2 STOFFER, AIMEE	10 BRCC		1:24.76	8 DRISCOLL, RORY	9 RH	1:53.30							
41.22	43.54			50.68	1:02.62								
3 REYNOLDS, JULIE	10 RH		1:27.66	9 BEERMAN, H.	9 OSDT	1:54.28							
41.84	45.82			51.04	1:03.24								



Rolling Hills Invitational
JUNE 26, 27, 1998

Complete Meet Results-SC Meters


48.81 53.64	:	44.91 47.27	:	7 RASCH, JANET	14 FFC	1:22.77
17 CARPENTER, K. 12 HP 1:46.48	:	12 ROBINSON, SEAN 12 NLH 1:32.52	:	39.32 43.45		
49.80 56.68	:	42.27 50.25	:	8 SOBKOVIK, M.	14 PRF	1:35.06
18 FLEDDERJOHN, K. 11 RH 1:48.63	:	13 PHILLIPS, KYLE 12 FFC 1:33.09	:	44.48 50.58		
52.40 56.23	:	43.90 49.19	:	9 SMITH, SARAH	14 RH	1:42.92
19 FIEHRER, ANNIE 11 NLH 1:59.77	:	14 CORNETT, CRAIG 12 RH 1:39.72	:	44.14 58.78		
55.88 1:03.89	:	46.36 53.36	:	10 NASH, LAURA	14 RH	1:53.37
20 BOWLING, ALEX 12 NLH 2:00.80	:	15 ROESCH, GREG 11 RH 1:49.97	:	49.09 1:04.28		
56.76 1:04.04	:	1:49.97	:			
- STOVER, AMY 12 WETH NS	:	16 MILLER, JOSEPH 12 RH 1:51.59	:			
	:	1:51.59	:	=====		
Event 38 Boys 11-12 100 Free	:	17 SMITH, JASON 11 RH 2:07.65	:	Event 40 Boys 13-14 100 Free		
POOL: * 1:04.48 WADE DAVIS, ROLLING HILLS	:	56.78 1:10.87	:	POOL: * 59.27 BRIAN KLAPPER, HAMILTON WES		
PL Name Age YMCA Finals	:	1:00.50 1:11.70	:	PL Name Age YMCA Finals		
-----	:	- CASHELL, JAMES 12 OSDT DQ	:	-----		
1 SLONEKER, MATT 12 NLH 1:09.19	:	- WOLFE, CRAIG 12 RH NS	:	1 PHILLIPS, MATT 14 FFC 1:04.07		
15.50 53.69	:	- JENNINGS, BLAKE 12 OSDT NS	:	14.82 49.25		16.64
2 O'CONNELL, BRENT 11 OSDT 1:14.10	:		:	2 WEBER, MICHAEL 13 RH 1:07.15		
17.23 56.87	:		:	15.43 51.72		16.70
3 RASCH, CHRIS 12 FFC 1:14.24	:		:	3 STEPHENS, JOSH 13 HWY 1:08.02		
17.13 57.11	:		:	15.31 52.71		17.76
4 HOGG, JESS 12 ELKS 1:18.71	:	Event 39 Girls 13-14 100 Free	:	4 ARSENAULT, DANA 13 RH 1:10.60		
17.54 1:01.17	:	POOL: * 1:03.28 JOCELYN GRUNWELL, OXFORD 6:	:	15.71 54.89		18.52
5 WOLFE, KEVIN 12 RH 1:19.74	:	PL Name Age YMCA Finals	:	5 LARSH, SAM 13 RH 1:11.76		
17.10 1:02.64	:	-----	:	16.59 55.17		18.11
6 LUTHER, FRANK 12 BRCC 1:22.47	:	1 O'CONNELL, S. 14 OSDT 1:06.77	:	- IVEY, NICK 14 FFC DQ		
17.65 1:04.82	:	15.13 51.64	:			
	:	2 HOUK, KATIE 14 OSDT 1:10.41	:	PL Name Age YMCA Prelims		
	:	16.40 54.01	:	-----		
PL Name Age YMCA Prelims	:	3 MILLER, SALLY 14 PRF 1:14.67	:	1 PHILLIPS, MATT 14 FFC 1:04.33		
-----	:	16.88 57.79	:	30.50 33.83		
1 SLONEKER, MATT 12 NLH 1:10.25	:	4 SCHOETTKER, K. 14 HY 1:16.81	:	2 STEPHENS, JOSH 13 HWY 1:06.96		
33.23 37.02	:	16.93 59.88	:	32.08 34.88		
2 O'CONNELL, BRENT 11 OSDT 1:16.59	:	5 HOGG, JENNY 14 ELKS 1:17.34	:	3 WEBER, MICHAEL 13 RH 1:07.65		
37.08 39.51	:	17.92 59.42	:	32.25 35.40		
3 RASCH, CHRIS 12 FFC 1:18.48	:	6 SMITH, SARAH 14 RH 1:44.05	:	4 IVEY, NICK 14 FFC 1:08.35		
37.52 40.96	:	19.11 1:24.94	:	32.96 35.39		
4 HOGG, JESS 12 ELKS 1:20.37	:		:	5 LARSH, SAM 13 RH 1:12.08		
37.89 42.48	:	PL Name Age YMCA Prelims	:	35.34 36.74		
5 LUTHER, FRANK 12 BRCC 1:21.26	:	-----	:	6 ARSENAULT, DANA 13 RH 1:13.10		
38.05 43.21	:	1 MYERS, WHITNEY 13 OSDT 1:01.69*	:	34.91 38.19		
6 WOLFE, KEVIN 12 RH 1:22.71	:	29.91 31.78	:	7 GREEN, CHRIS 14 RH 1:14.38		
37.19 45.52	:	2 O'CONNELL, S. 14 OSDT 1:05.76	:	35.59 38.79		
7 CAIN, TYLER 12 HY 1:24.46	:	31.24 34.52	:	8 KIRBY, SEAN 14 BRCC 1:15.16		
39.45 45.01	:	3 HOUK, KATIE 14 OSDT 1:12.07	:	35.70 39.46		
8 RICHTER, ANDY 12 HWY 1:26.42	:	33.98 38.09	:	9 HARTMAN, PHILLIP 14 ELKS 1:16.58		
40.69 45.73	:	4 MILLER, SALLY 14 PRF 1:14.44	:	35.58 41.00		
9 FLICK, ANDREW 11 NLH 1:26.62	:	34.71 39.73	:	10 CHASTREN, JEFF 13 NLH 1:17.21		
40.56 46.06	:	5 HOGG, JENNY 14 ELKS 1:16.83	:	37.11 40.10		
10 BORNSTEIN, NOAH 12 OSDT 1:27.29	:	37.03 39.80	:	11 DATTILO, RYAN 13 WIN 1:22.33		
11 SEDLACEK, BRAD 11 RH 1:32.18	:	6 SCHOETTKER, K. 14 HY 1:17.10	:	38.41 43.92		
	:	37.18 39.92	:	12 HOOPS, RYAN 13 WIN 1:23.10		



Rolling Hills Invitational
JUNE 26, 27, 1998

Complete Meet Results-SC Meters

40.37	42.73				13 CISLE, CHRISTINE	18 RH	1:16.37		- BENDER, TIM	15 BRCC	NS	
13 STEMBRICK, JEFF	14 FFC	1:24.96			37.26	39.11						
38.61	46.35				15 KOLBGRAFF, SARAH	15 RH	1:29.31		=====			
- VALENTI, JOHN	14 BRCC	NS			41.48	47.83			Event 43 Girls 8 & U 25 Fly			
- BUFFLER, NICK	13 OSDT	NS			- REECE, HEATHER	15 OSDT	NS		POOL: * 18.55 A CARPENTER, WYOMING 6/83			
=====					- SUDDLESON, SARAH	15 BRCC	NS		PL Name Age YMCA Finals			
=====					- RUSSO, KRISTIN	15 WETH	NS		-----			
Event 41 Girls 15-18 100 Free					Event 42 Boys 15-18 100 Free					1 JACOBSON, KELSEY	8 BRCC	21.50
POOL: * 1:03.00					POOL: * 52.00					2 GRABARZ, WHITNEY	8 BRCC	22.14
PL Name	Age YMCA	Finals		PL Name	Age YMCA	Finals		3 IVEY, LAUREN	8 FFC	23.02		
-----				-----					4 WALKER, SHAYNA	8 BRCC	23.71	
1 HESSE, STEFANIE	18 NLH	1:05.40		1 HARTMAN, KEVIN	15 ELKS	1:00.14		5 SCHWARZ, JESSICA	8 ELKS	25.41		
15.47	49.93	16.38		13.94	46.20	15.07		6 SCHNEIDER, SARAH	8 RH	26.58		
2 PHILLIPS, BETH	15 FFC	1:05.95		2 RIELAG, DON	15 FFC	1:00.22		PL Name Age YMCA Prelims				
15.28	50.67	16.91		14.35	45.87	14.53		-----				
3 HILTMAN, JACKIE	15 BRCC	1:08.12		3 MCDANIEL, TED	15 FFC	1:02.30		1 JACOBSON, KELSEY	8 BRCC	22.07		
14.97	53.15	18.39		14.18	48.12	15.85		2 GRABARZ, WHITNEY	8 BRCC	23.28		
4 HAUSER, PAULA	18 WETH	1:08.37		4 PHILLIPS, KEVIN	15 FFC	1:02.82		3 WALKER, SHAYNA	8 BRCC	25.28		
15.51	52.86	17.89		14.19	48.63	16.25		4 IVEY, LAUREN	8 FFC	25.30		
5 HAZLETON, C.	15 OSDT	1:08.87		5 GOODALL, GANNON	15 BRCC	1:03.55		5 SCHNEIDER, SARAH	8 RH	25.48		
15.64	53.23	17.91		13.94	49.61	17.21		6 SCHWARZ, JESSICA	8 ELKS	27.02		
- FEHRING, KRISTA	15 FFC	DQ		6 RYAN, CHRIS	15 FFC	1:04.89		7 BEERMAN, MAIZE	7 OSDT	27.41		
-----				-----					8 LUTHER, CORY	8 BRCC	28.00	
PL Name	Age YMCA	Prelims		PL Name	Age YMCA	Prelims		9 MEYER, RACHEL	8 BRCC	28.37		
-----				-----					10 HUBBARD, C.	6 NLH	29.21	
1 PHILLIPS, BETH	15 FFC	1:04.79		1 RIELAG, DON	15 FFC	1:00.18		11 HATCHER, K.	8 NLH	30.04		
30.93	33.86			29.81	30.37			12 MAINS, SONJA	8 BRCC	30.14		
2 HESSE, STEFANIE	18 NLH	1:05.54		2 HARTMAN, KEVIN	15 ELKS	1:00.61		13 NUGENT, MICHELLE	7 RH	30.37		
31.72	33.82			29.02	31.59			14 AUSTIN, PAIGE	8 BRCC	30.73		
3 HAZLETON, C.	15 OSDT	1:07.38		3 MCDANIEL, TED	15 FFC	1:01.75		15 WIENCZEK, NIKKI	7 RH	32.36		
32.64	34.74			29.36	32.39			16 DAVIS, MEGAN	8 HY	33.80		
4 HILTMAN, JACKIE	15 BRCC	1:08.02		4 PHILLIPS, KEVIN	15 FFC	1:03.01		17 BELL, AMANDA	8 FFC	35.86		
32.29	35.73			29.89	33.12			18 DOODY, MOLLY	6 RH	36.48		
5 FEHRING, KRISTA	15 FFC	1:08.13		5 RYAN, CHRIS	15 FFC	1:03.79		19 O'CONNELL, R.	6 OSDT	37.82		
32.59	35.54			30.87	32.92			20 WOLF, MARGARET	7 NLH	39.14		
6 HAUSER, PAULA	18 WETH	1:08.23		6 GOODALL, GANNON	15 BRCC	1:05.15		21 BAUER, EMILY	6 RH	51.88		
32.59	35.64			30.99	34.16			- JOHNSON, ALLISON	6 BRCC	DQ		
7 OCEPEK, NICHOLE	15 FFC	1:09.14		7 DORSEY, JORDAN	15 WETH	1:06.06		- HUEGAL, JASMINE	8 PRF	DQ		
33.32	35.82			29.98	36.08			- NUNAN, MEGAN	8 BRCC	DQ		
8 KIRCHNER, S.	15 NLH	1:09.15		8 HUSTON, GREG	18 WETH	1:06.72		- CURRY, EMMA	8 OSDT	NS		
32.97	36.18			31.24	35.48			=====				
9 ELLIS, ANGIE	15 HY	1:10.54		9 ROBINSON, BILL	18 NLH	1:10.22		Event 44 Boys 8 & U 25 Fly				
33.58	36.96			33.80	36.42			POOL: * 19.05 M SENNETT, FOREST HILLS 6/				
10 LUPA, LISA	15 BRCC	1:13.19		10 TROMANS, MATT	17 NLH	1:13.40		PL Name Age YMCA Finals				
35.68	37.51			35.17	38.23			-----				
11 TAYLOR-NORRIS, B	15 OSDT	1:14.57		- HARPER, STEVE	15 FFC	NS		1 ALBERS, JOE	8 BRCC	24.16		
36.01	38.56			- POLLARD, TIM	18 NLH	NS		2 WEBER, DAVID	8 RH	25.78		
12 GOLYSKI, A.	15 BRCC	1:15.35		- CURRY, ADAM	16 OSDT	NS		3 ROESCH, MATT	7 RH	29.26		
35.59	39.76							4 PERRY, STEVE	8 BRCC	30.89		
13 KILGOUR, B.	15 NLH	1:16.37										
37.90	38.47											



Rolling Hills Invitational
JUNE 26, 27, 1998

Complete Meet Results-SC Meters

5 ADAMS, ANDREW 7 RH 35.43	:	- JEFFCOAT, JANIE 9 RH DQ	:	5 DURAND, ASHLEY 12 HP 39.31
- STEPHENSON, SAM 7 OSDT DQ	:	- CARTER, MEGAN 10 BRCC NS	:	6 REYNOLDS, JAMIE 12 RH 40.38
	:		:	7 SUMMERS, NICOLE 12 WETH 42.43
PL Name Age YMCA Prelims	:	=====	:	8 SHANNON, ELLEN 12 OSDT 42.69
-----	:	Event 46 Boys 10 & U 25 Fly	:	9 GOSTISHA, KARA 12 BRCC 47.16
1 ALBERS, JOE 8 BRCC 23.89	:	POOL: * 18.00	:	10 REISTER, ANNE 12 NLH 47.45
2 ADAMS, ANDREW 7 RH 26.94	:	PL Name Age YMCA Finals	:	11 DEHART, DANIELLE 12 BRCC 47.55
3 ROESCH, MATT 7 RH 27.58	:	-----	:	12 ARGUS, KATIE 11 RH 48.15
4 WEBER, DAVID 8 RH 28.10	:	1 KELL, RYAN 10 HWY 18.80	:	13 DORIS, COURTNEY 12 HP 48.23
5 PERRY, STEVE 8 BRCC 33.96	:	2 FRIDERICH, S. 9 OSDT 20.33	:	14 MAINS, HEATHER 12 BRCC 48.34
6 STEPHENSON, SAM 7 OSDT 35.97	:	3 FETTE, CHRIS 10 PRF 21.45	:	15 HUCKE, SARA 11 OSDT 50.15
- OWENS, CASEY 8 BRCC DQ	:	4 MORRIS, RYAN 9 RH 23.30	:	16 BRINKER, WHITNEY 12 BRCC 51.83
- HOGG, JOSH 8 ELKS DQ	:	5 HATCHER, CHARLES 9 NLH 23.57	:	- NELSON, ERIN 12 ELKS NS
	:	6 HASKINS, KEVIN 10 OSDT 23.84	:	- JEFFCOAT, MEGAN 11 RH NS
=====	:		:	
Event 45 Girls 10 & U 25 Fly	:	PL Name Age YMCA Prelims	:	=====
POOL: * 18.25	:	-----	:	Event 48 Boys 11-12 50 Fly
PL Name Age YMCA Finals	:	1 KELL, RYAN 10 HWY 18.36	:	POOL: * 31.56 WADE DAVIS, ROLLING HILLS
-----	:	2 FRIDERICH, S. 9 OSDT 22.09	:	PL Name Age YMCA Finals
1 CARPENTER, KASEY 10 HP 17.08*	:	3 HATCHER, CHARLES 9 NLH 22.30	:	-----
2 ROBERTSON, SARA 10 HP 17.49*	:	4 FETTE, CHRIS 10 PRF 23.32	:	1 TAMARIS, HEATH 12 HP 37.92
3 GRABARZ, CHELSEA 10 BRCC 18.51	:	5 MORRIS, RYAN 9 RH 23.66	:	2 LINDENSCHMIDT, B 12 BRCC 39.29
4 APPLEBAUM, JULIA 9 OSDT 18.77	:	6 HASKINS, KEVIN 10 OSDT 24.33	:	3 ARGUS, TEDDY 12 RH 39.65
5 STEPHENSON, J. 10 OSDT 19.82	:	7 MORRIS, ERIC 10 RH 25.85	:	4 LUTHER, FRANK 12 BRCC 39.71
6 WALKER, LAUREN 10 BRCC 19.95	:	8 FARLER, CRAIG 9 NLH 27.44	:	5 HOGG, JBSS 12 ELKS 40.48
	:	9 HARP, TOMMY 9 NLH 27.46	:	6 HARNDEN, TOM 12 RH 41.66
PL Name Age YMCA Prelims	:	10 LARSH, MATT 9 RH 28.22	:	PL Name Age YMCA Prelims
-----	:	11 GLASS, VINCENT 10 BRCC 29.22	:	-----
1 CARPENTER, KASEY 10 HP 17.39*	:	12 DRISCOLL, RORY 9 RH 29.77	:	1 TAMARIS, HEATH 12 HP 36.16
2 ROBERTSON, SARA 10 HP 17.46*	:	13 HART, TONY 10 BRCC 34.36	:	2 LINDENSCHMIDT, B 12 BRCC 38.72
3 GRABARZ, CHELSEA 10 BRCC 19.03	:	14 AMANN, JACOB 10 PRF 34.40	:	3 ARGUS, TEDDY 12 RH 38.84
4 WALKER, LAUREN 10 BRCC 19.38	:	- THOLKE, DREW 10 HP DQ	:	4 LUTHER, FRANK 12 BRCC 39.32
5 APPLEBAUM, JULIA 9 OSDT 19.59	:		:	5 HARNDEN, TOM 12 RH 40.90
6 STEPHENSON, J. 10 OSDT 19.82	:	=====	:	6 HOGG, JBSS 12 ELKS 42.77
7 HARNDEN, LISA 10 RH 21.00	:	Event 47 Girls 11-12 50 Fly	:	7 O'CONNELL, BRENT 11 OSDT 44.96
8 SULLIVAN, KELSEY 10 NLH 21.94	:	POOL: * 31.50 STEPH BRADFORD, ROLLING HILL:	:	8 SHANNON, JOE 11 OSDT 47.71
9 WILLIAMSON, D. 9 NLH 22.78	:	PL Name Age YMCA Finals	:	9 RICHTER, ANDY 12 HWY 49.35
10 RENTSCHLER, E. 9 NLH 22.83	:	-----	:	10 WOLFE, KEVIN 12 RH 50.06
11 KILGOUR, HEATHER 10 NLH 25.14	:	1 KNOWLES, E. 12 BRCC 35.22	:	11 CASHELL, JAMES 12 OSDT 50.35
12 SPOERL, ALISON 10 NLH 25.52	:	2 MORRIS, E. 12 NLH 35.95	:	12 CAIN, TYLER 12 HY 51.03
13 SILVESTRY, M. 10 BRCC 25.89	:	3 FRIDERICH, K. 11 OSDT 36.60	:	13 GREEN, AARON 11 RH 54.74
14 ADAMS, KATE 10 RH 26.01	:	4 FAULDS, SAMANTHA 12 BRCC 37.54	:	14 SEDLACEK, BRAD 11 RH 58.49
15 ROBERTSON, KATE 10 HP 26.23	:	5 DURAND, ASHLEY 12 HP 38.65	:	15 SMITH, JASON 11 RH 1:17.30
16 CLAIRE, COHEN 10 OSDT 26.32	:	6 REYNOLDS, JAMIE 12 RH 39.39	:	- AMANN, CHARLIE 12 PRF DQ
17 BADER, ADRIENNE 9 OSDT 27.46	:		:	- WOLFE, CRAIG 12 RH NS
18 ROSEN, JENNY 9 RH 27.72	:	PL Name Age YMCA Prelims	:	
19 THOMAS, CHELSEA 10 BRCC 28.12	:	-----	:	
20 OWENS, STEPHANIE 10 BRCC 30.39	:	1 MORRIS, E. 12 NLH 36.43	:	
21 COZZENS, J. 10 RH 33.02	:	2 FRIDERICH, K. 11 OSDT 36.49	:	
22 KOLEGRAFF, L. 10 RH 34.01	:	3 FAULDS, SAMANTHA 12 BRCC 37.85	:	
23 LAMB, ANNIE 9 RH 44.87	:	4 KNOWLES, E. 12 BRCC 37.88	:	

Rolling Hills Invitational
JUNE 26, 27, 1998

Complete Meet Results-SC Meters

=====				9 AUSTIN, PAIGE	8 BRCC	28.09	:	11 CASSANO, TONY	7 RH	34.55		
Event 54 Boys 6 & U 25 Back				10 HATCHER, K.	8 NLH	28.57	:	12 TENKMAN, C.	8 WETH	39.38		
POOL: * 23.58 LARRY CREACH, HAMILTON WEST				11 WIENCEK, NIKKI	7 RH	28.99	:	13 SAGNESS, CONNOR	8 WETH	40.26		
PL	Name	Age YMCA	Finals	12 WOLF, MARGARET	7 NLH	30.07	:	14 WESTOVER, JOHN	8 RH	42.38		
1	RICHTER, TOMMY	6 HWY	33.68	13 BELL, AMANDA	8 FFC	30.51	:	15 OWENS, CASBY	8 BRCC	43.78		
2	BILAN, T J	6 WETH	35.58	14 BARR, RACHEL	8 HP	30.62	:	16 FINCH, MATTHEW	8 OSDT	48.22		
3	BILAN, DYLAN	6 WETH	42.62	15 MEYER, RACHEL	8 BRCC	31.43	:	17 TENKMAN, KEVIN	8 WETH	51.60		
4	MORRIS, EVAN	6 RH	42.91	16 GRUBER, KAITLYN	8 BRCC	31.90	:	18 HOBAN, MACK	7 RH	52.79		
5	SCHWAB, GREG	6 BRCC	44.36	17 THOLKE, OLIVIA	8 HP	31.97	:	19 CORNETT, SCOTT	7 RH	54.11		
6	SCHWARTZ, GRANT	6 BLKS	53.00	18 HOOVER, CAROLINE	8 PRF	32.10	:	=====				
PL	Name	Age YMCA	Prelims	19 HARP, KELLY	7 NLH	32.18	:	Event 57 Girls 10 & U 50 Back				
1	RICHTER, TOMMY	6 HWY	32.34	20 MILLER, MOLLIE	8 RH	33.89	:	POOL: * 38.80 L FRIEDBERG, WYOMING 6/78				
2	BILAN, T J	6 WETH	39.70	21 ARLINGHAUS, K.	7 OSDT	34.19	:	PL	Name	Age YMCA	Finals	
3	BILAN, DYLAN	6 WETH	42.08	22 SMITH, MEGAN	7 RH	34.20	:	1	CARPENTER, KASEY	10 HP	38.13*	
4	SCHWARTZ, GRANT	6 BLKS	44.65	23 SCHWAB, CLAIRE	8 BRCC	34.94	:	2	STOPFER, AIMEE	10 BRCC	43.60	
5	MORRIS, EVAN	6 RH	46.43	24 SNYDER, ABBY	7 RH	35.20	:	3	SLONKKEK, LEILA	9 NLH	43.87	
6	SCHWAB, GREG	6 BRCC	47.24	25 SCHMITT, KATIE	7 RH	35.80	:	4	LINDENSCHMIDT, K	10 BRCC	46.17	
7	BOYLES, JAKE	6 PRF	53.05	26 RENTSCHLER, ABBY	7 NLH	37.23	:	5	BELL, LAUREN	10 FFC	46.78	
8	SCHWAB, KEVIN	5 RH	55.29	27 THORNTON, LEXI	8 PRF	37.26	:	6	GRUBER, MEGAN	10 BRCC	47.16	
9	ADAMS, CARTER	5 RH	57.30	28 HUGAL, JASMINE	8 PRF	39.16	:	PL	Name	Age YMCA	Prelims	
10	RIEMAN, ALEX	5 RH	1:05.74	29 NUNAN, MEGAN	8 BRCC	44.84	:	1	CARPENTER, KASEY	10 HP	37.04*	
11	IRWIN, DAVID	6 BRCC	1:08.07	30 NUNAN, AMANDA	8 BRCC	47.79	:	2	STOPFER, AIMEE	10 BRCC	42.36	
-	ELLIS, PATRICK	5 RH	NS	- CURRY, EMMA	8 OSDT	NS	:	3	SLONKKEK, LEILA	9 NLH	45.25	
-	KUPPER, EVAN	6 RH	NS	- GREEN, SARAH	8 RH	NS	:	4	LINDENSCHMIDT, K	10 BRCC	45.69	
=====				- ISHER, KATELYN	8 WETH	NS	:	5	GRUBER, MEGAN	10 BRCC	46.19	
Event 55 Girls 8 & U 25 Back				- NORTH, KATIE	7 OSDT	NS	:	6	BELL, LAUREN	10 FFC	47.08	
POOL: * 20.02 CASY CARPENTER - HARPERS 06:				Event 56 Boys 8 & U 25 Back			:	7	WILLIAMSON, S.	9 NLH	53.97	
PL	Name	Age YMCA	Finals	POOL: * 19.79 BRIK WEBB, HAMILTON WEST 6/:	PL	Name	Age YMCA	Finals	8	HUPP, JENNA	10 BRCC	54.08
1	GRABARZ, WHITNEY	8 BRCC	22.76	1	HOGG, JOSH	8 ELKS	23.64	:	9	RENTSCHLER, E.	9 NLH	54.14
2	SCHWARZ, JESSICA	8 ELKS	25.20	2	ROBSCH, MATT	7 RH	26.05	:	10	CALKINS, NICOLE	10 BRCC	56.88
3	IVY, LAUREN	8 FFC	25.57	3	WEBER, DAVID	8 RH	27.65	:	11	BADER, ADRIENNE	9 OSDT	57.86
4	MAINS, SONJA	8 BRCC	26.53	4	KIEBACK, TRENT	8 BRCC	30.10	:	12	SPOERL, ALISON	10 NLH	58.08
5	NUGENT, MICHELLE	7 RH	27.61	5	DRISCOLL, JACOB	7 RH	32.32	:	13	KILGOUR, HEATHER	10 NLH	58.61
6	LUTHER, CORY	8 BRCC	28.84	-	ALBERS, JOE	8 BRCC	DQ	:	14	RADKE, HEATHER	10 BRCC	59.34
PL	Name	Age YMCA	Prelims	PL	Name	Age YMCA	Prelims	:	15	OWENS, STEPHANIE	10 BRCC	1:00.06
1	GRABARZ, WHITNEY	8 BRCC	22.58	1	ALBERS, JOE	8 BRCC	24.32	:	16	CLAIRE, COHEN	10 OSDT	1:02.36
2	IVY, LAUREN	8 FFC	25.73	2	HOGG, JOSH	8 ELKS	24.97	:	17	BORNSTEIN, ANNA	10 OSDT	1:03.13
3	LUTHER, CORY	8 BRCC	25.93	3	ROBSCH, MATT	7 RH	26.31	:	18	THOMAS, CHELSEA	10 BRCC	1:03.36
4	SCHWARZ, JESSICA	8 ELKS	26.14	4	WEBER, DAVID	8 RH	26.62	:	19	JEFFCOAT, JANIE	9 RH	1:03.43
5	MAINS, SONJA	8 BRCC	26.94	5	KIEBACK, TRENT	8 BRCC	29.83	:	20	SHELDON, AMY	10 BRCC	1:04.34
6	NUGENT, MICHELLE	7 RH	27.49	6	DRISCOLL, JACOB	7 RH	30.34	:	21	ROBERTSON, KATE	10 HP	1:04.82
7	BADER, AUDREY	7 OSDT	27.81	7	ALBERS, DIETER	8 BRCC	30.70	:	22	EDDY, JILLIAN	10 PRF	1:06.58
8	BEERMAN, MAIZE	7 OSDT	27.98	8	STEPHENSON, SAM	7 OSDT	30.84	:	23	ALATORRE, M.	9 NLH	1:06.85
=====				9	HUBBARD, NATE	8 NLH	31.76	:	24	ROSEN, JENNY	9 RH	1:08.84
Event 56 Boys 8 & U 25 Back				10	HASKINS, KYLE	8 OSDT	33.56	:	25	COZZENS, J.	10 RH	1:09.00
POOL: * 19.79 BRIK WEBB, HAMILTON WEST 6/:				Event 57 Girls 10 & U 50 Back			:	26	LAMB, ANNIE	9 RH	1:09.22	
PL	Name	Age YMCA	Finals	POOL: * 38.80 L FRIEDBERG, WYOMING 6/78	PL	Name	Age YMCA	Finals	27	KOLEGRAFF, L.	10 RH	1:19.37
1	HOGG, JOSH	8 ELKS	23.64	1	CARPENTER, KASEY	10 HP	37.04*	:				
2	ROBSCH, MATT	7 RH	26.05	2	STOPFER, AIMEE	10 BRCC	42.36	:				
3	WEBER, DAVID	8 RH	27.65	3	SLONKKEK, LEILA	9 NLH	45.25	:				
4	KIEBACK, TRENT	8 BRCC	30.10	4	LINDENSCHMIDT, K	10 BRCC	45.69	:				
5	DRISCOLL, JACOB	7 RH	32.32	5	GRUBER, MEGAN	10 BRCC	46.19	:				
-	ALBERS, JOE	8 BRCC	DQ	6	BELL, LAUREN	10 FFC	47.08	:				
PL	Name	Age YMCA	Prelims	7	WILLIAMSON, S.	9 NLH	53.97	:				
1	ALBERS, JOE	8 BRCC	24.32	8	HUPP, JENNA	10 BRCC	54.08	:				
2	HOGG, JOSH	8 ELKS	24.97	9	RENTSCHLER, E.	9 NLH	54.14	:				
3	ROBSCH, MATT	7 RH	26.31	10	CALKINS, NICOLE	10 BRCC	56.88	:				
4	WEBER, DAVID	8 RH	26.62	11	BADER, ADRIENNE	9 OSDT	57.86	:				
5	KIEBACK, TRENT	8 BRCC	29.83	12	SPOERL, ALISON	10 NLH	58.08	:				
6	DRISCOLL, JACOB	7 RH	30.34	13	KILGOUR, HEATHER	10 NLH	58.61	:				
7	ALBERS, DIETER	8 BRCC	30.70	14	RADKE, HEATHER	10 BRCC	59.34	:				
8	STEPHENSON, SAM	7 OSDT	30.84	15	OWENS, STEPHANIE	10 BRCC	1:00.06	:				
9	HUBBARD, NATE	8 NLH	31.76	16	CLAIRE, COHEN	10 OSDT	1:02.36	:				
10	HASKINS, KYLE	8 OSDT	33.56	17	BORNSTEIN, ANNA	10 OSDT	1:03.13	:				
=====				18	THOMAS, CHELSEA	10 BRCC	1:03.36	:				
Event 57 Girls 10 & U 50 Back				19	JEFFCOAT, JANIE	9 RH	1:03.43	:				
POOL: * 38.80 L FRIEDBERG, WYOMING 6/78				20	SHELDON, AMY	10 BRCC	1:04.34	:				
PL	Name	Age YMCA	Finals	21	ROBERTSON, KATE	10 HP	1:04.82	:				
1	CARPENTER, KASEY	10 HP	38.13*	22	EDDY, JILLIAN	10 PRF	1:06.58	:				
2	STOPFER, AIMEE	10 BRCC	43.60	23	ALATORRE, M.	9 NLH	1:06.85	:				
3	SLONKKEK, LEILA	9 NLH	43.87	24	ROSEN, JENNY	9 RH	1:08.84	:				
4	LINDENSCHMIDT, K	10 BRCC	46.17	25	COZZENS, J.	10 RH	1:09.00	:				
5	BELL, LAUREN	10 FFC	46.78	26	LAMB, ANNIE	9 RH	1:09.22	:				
6	GRUBER, MEGAN	10 BRCC	47.16	27	KOLEGRAFF, L.	10 RH	1:19.37	:				



Rolling Hills Invitational
JUNE 26, 27, 1998

Complete Meet Results-SC Meters

PL	Name	Age	YMCA	Prelims
28	MCLAUGHLIN, M.	10	WETH	1:19.57
-	WILLIAMSON, D.	9	NLH	DQ
-	ALBERS, HOLLY	10	BRCC	NS
-	FONTAINE, KELSEY	9	NLH	NS
-	CARTER, MEGAN	10	BRCC	NS
-	TRACY, KRISTIN	10	HP	NS
-	HAZLETON, ALLIE	9	OSDT	NS
=====				
Event 58 Boys 10 & U 50 Back				
POOL: * 38.25 WADE DAVIS, ROLLING HILLS 6:				
PL	Name	Age	YMCA	Finals
1	KELL, RYAN	10	HWY	41.45
2	GLASS, LEO	10	BRCC	45.27
3	TROCHE, KEITH	9	NLH	45.36
4	FETTE, CHRIS	10	PRF	47.39
5	RICHTER, SHAUN	10	HWY	48.92
6	GOOLIE, BRETT	10	BRCC	53.00
=====				
PL	Name	Age	YMCA	Prelims
1	KELL, RYAN	10	HWY	42.60
2	GLASS, LEO	10	BRCC	44.77
3	TROCHE, KEITH	9	NLH	45.52
4	FETTE, CHRIS	10	PRF	47.23
5	RICHTER, SHAUN	10	HWY	47.84
6	GOOLIE, BRETT	10	BRCC	55.04
7	GOOLIE, TYLER	10	BRCC	55.30
8	BRERMAN, H.	9	OSDT	56.09
9	HART, TONY	10	BRCC	56.48
10	LARSE, MATT	9	RH	57.66
11	THOLKE, DREW	10	HP	59.42
12	WEBER, TIMOTHY	10	RH	59.63
13	MORRIS, RYAN	9	RH	1:01.24
14	DOVEL, JIMMY	10	PRF	1:03.31
15	FARLER, CRAIG	9	NLH	1:04.42
-	MORRIS, BRIC	10	RH	DQ
-	HARP, TOMMY	9	NLH	DQ
-	JENNINGS, TYLER	9	OSDT	NS
=====				
Event 59 Girls 11-12 50 Back				
POOL: * 32.77 WHITNEY MYERS OXFORD 06/97				
PL	Name	Age	YMCA	Finals
1	POLLARD, KATIE	12	NLH	36.89
2	SMITH, EMILY	12	OSDT	38.50
3	DURAND, ASHLEY	12	HP	39.41
4	HUGHES, CECILIE	12	OSDT	41.39
5	KOHLER, C.	12	NLH	41.60
6	SHANNON, ELLEN	12	OSDT	42.32
=====				
PL	Name	Age	YMCA	Prelims
1	LINDENSCHMIDT, B	12	BRCC	37.96
2	ARGUS, TEDDY	12	RH	39.98
3	RASCH, CHRIS	12	FFC	40.93
4	HARNDEN, TOM	12	RH	42.56
5	O'CONNELL, BRENT	11	OSDT	42.62
6	FLICK, ANDREW	11	NLH	44.48
7	RICHTER, ANDY	12	HWY	45.59
8	CASHELL, JAMES	12	OSDT	45.82
9	SEDLACEK, ANDY	12	RH	47.27
10	ALBERS, BRIK	12	BRCC	48.49
11	BORNSTEIN, NOAH	12	OSDT	48.74
12	HASKINS, MICHAEL	12	OSDT	49.14
13	REECE, BEN	11	OSDT	51.07
14	PHILLIPS, KYLE	12	FFC	51.48
15	CORNETT, CRAIG	12	RH	55.15
16	ROESCH, GREG	11	RH	56.19
17	MILLER, JOSEPH	12	RH	1:05.12
18	SMITH, JASON	11	RH	1:13.56
-	KEYS, JOEY	12	WETH	NS
-	JENNINGS, BLAKE	12	OSDT	NS
=====				
Event 61 Girls 13-14 50 Back				
POOL: * 33.18 MICHELLE SMITH, ROLLING HIL				
PL	Name	Age	YMCA	Finals
1	O'CONNELL, S.	14	OSDT	35.70
2	HOGG, JENNY	14	ELKS	40.50
3	MILLER, SALLY	14	PRF	41.29
4	GLASS, ELISABETH	14	BRCC	41.84
5	BAUMGARTNER, L.	14	BRCC	42.99
6	DEES, NATALIE	14	PRF	46.92
=====				
Event 60 Boys 11-12 50 Back				
POOL: * 34.32 WADE DAVIS, ROLLING HILLS 6:				
PL	Name	Age	YMCA	Finals
1	LINDENSCHMIDT, B	12	BRCC	37.87
2	ARGUS, TEDDY	12	RH	38.27
3	RASCH, CHRIS	12	FFC	39.39
4	HARNDEN, TOM	12	RH	40.77
5	FLICK, ANDREW	11	NLH	42.42
6	O'CONNELL, BRENT	11	OSDT	44.84
1	MYERS, WHITNEY	13	OSDT	33.14*
2	O'CONNELL, S.	14	OSDT	35.44
3	HOGG, JENNY	14	ELKS	40.58
4	MILLER, SALLY	14	PRF	41.21
5	GLASS, ELISABETH	14	BRCC	41.64
6	BAUMGARTNER, L.	14	BRCC	41.93
7	RASCH, JANET	14	FFC	44.67
8	DEES, NATALIE	14	PRF	48.46
9	ARLINGHAUS, ANNE	14	OSDT	48.85
10	FLEDDERJOHN, S.	13	RH	49.22
11	LUPA, JENNY	14	BRCC	49.75
12	CLEARY, MEGHAN	14	PRF	50.00
13	SMITH, SARAH	14	RH	53.32
-	NASH, LAURA	14	RH	NS

